




Usr: Contabilidad  
Rep: rptEstadoPresupuestoEgresos\_FF

## Instituto Tecnológico Superior de Tepeaca Estado de Puebla

Estado del Ejercicio del Presupuesto de Egresos por Fuente de Financiamiento Al 31/dic./2023

Fecha y hora de Impresión | 10/ene./2024  
11:35 a. m.

Unidad Administrativa Objeto del Gasto	Aprobado	Ampliaciones / (Reducciones)	Presupuesto Vigente	Comprometido	Presupuesto Disponibile para Comprometer	Devengado	Comprometid o No Devengado	Presupuesto Sin Devengar	Ejercido	Pagado	Cuentas por Pagar Deuda
<b>012 Ingresos Propios 2019</b>											
5000 BIENES MUEBLES, INMUEBLES E INTANGIBLE:	\$0.00	\$750,000.00	\$750,000.00	\$744,409.99	\$5,590.01	\$744,409.99	\$0.00	\$5,590.01	\$744,409.99	\$744,409.99	\$0.00
5400 VEHICULOS Y EQUIPO DE TRANSPORTE	\$0.00	\$750,000.00	\$750,000.00	\$744,409.99	\$5,590.01	\$744,409.99	\$0.00	\$5,590.01	\$744,409.99	\$744,409.99	\$0.00
5410 Vehiculos y equipo terrestre	\$0.00	\$750,000.00	\$750,000.00	\$744,409.99	\$5,590.01	\$744,409.99	\$0.00	\$5,590.01	\$744,409.99	\$744,409.99	\$0.00
5412 Vehículos y equipo terrestre, destinados a servicios admni	\$0.00	\$750,000.00	\$750,000.00	\$744,409.99	\$5,590.01	\$744,409.99	\$0.00	\$5,590.01	\$744,409.99	\$744,409.99	\$0.00
<b>Ingresos Propios 2019</b>	<b>\$0.00</b>	<b>\$750,000.00</b>	<b>\$750,000.00</b>	<b>\$744,409.99</b>	<b>\$5,590.01</b>	<b>\$744,409.99</b>	<b>\$0.00</b>	<b>\$5,590.01</b>	<b>\$744,409.99</b>	<b>\$744,409.99</b>	<b>\$0.00</b>
<b>013 PRODEP 2022</b>											
2000 MATERIALES Y SUMINISTROS	\$0.00	\$13,000.00	\$13,000.00	\$13,000.00	\$0.00	\$13,000.00	\$0.00	\$0.00	\$13,000.00	\$13,000.00	\$0.00
2100 MATERIALES DE ADMINISTRACIÓN, EMISIÓN DE DOC	\$0.00	\$8,000.00	\$8,000.00	\$8,000.00	\$0.00	\$8,000.00	\$0.00	\$0.00	\$8,000.00	\$8,000.00	\$0.00
2150 Material impreso e información digital	\$0.00	\$8,000.00	\$8,000.00	\$8,000.00	\$0.00	\$8,000.00	\$0.00	\$0.00	\$8,000.00	\$8,000.00	\$0.00
2151 Material impreso e información digital	\$0.00	\$8,000.00	\$8,000.00	\$8,000.00	\$0.00	\$8,000.00	\$0.00	\$0.00	\$8,000.00	\$8,000.00	\$0.00
2900 HERRAMIENTAS, REFACCIONES Y ACCESORIOS MEN	\$0.00	\$5,000.00	\$5,000.00	\$5,000.00	\$0.00	\$5,000.00	\$0.00	\$0.00	\$5,000.00	\$5,000.00	\$0.00
2940 Refacciones y accesorios menores de equipo de cómput	\$0.00	\$5,000.00	\$5,000.00	\$5,000.00	\$0.00	\$5,000.00	\$0.00	\$0.00	\$5,000.00	\$5,000.00	\$0.00
2941 Refacciones y accesorios menores para equipo de cómput	\$0.00	\$5,000.00	\$5,000.00	\$5,000.00	\$0.00	\$5,000.00	\$0.00	\$0.00	\$5,000.00	\$5,000.00	\$0.00
5000 BIENES MUEBLES, INMUEBLES E INTANGIBLE:	\$0.00	\$47,000.00	\$47,000.00	\$47,000.00	\$0.00	\$47,000.00	\$0.00	\$0.00	\$47,000.00	\$47,000.00	\$0.00
5100 MOBILIARIO Y EQUIPO DE ADMINISTRACIÓN	\$0.00	\$47,000.00	\$47,000.00	\$47,000.00	\$0.00	\$47,000.00	\$0.00	\$0.00	\$47,000.00	\$47,000.00	\$0.00
5150 Equipo de cómputo y de tecnologías de la información	\$0.00	\$47,000.00	\$47,000.00	\$47,000.00	\$0.00	\$47,000.00	\$0.00	\$0.00	\$47,000.00	\$47,000.00	\$0.00
5151 Equipo de cómputo y de tecnología de la información	\$0.00	\$47,000.00	\$47,000.00	\$47,000.00	\$0.00	\$47,000.00	\$0.00	\$0.00	\$47,000.00	\$47,000.00	\$0.00
<b>PRODEP 2022</b>	<b>\$0.00</b>	<b>\$60,000.00</b>	<b>\$60,000.00</b>	<b>\$60,000.00</b>	<b>\$0.00</b>	<b>\$60,000.00</b>	<b>\$0.00</b>	<b>\$0.00</b>	<b>\$60,000.00</b>	<b>\$60,000.00</b>	<b>\$0.00</b>
<b>014 Ingresos Propios 2023</b>											
2000 MATERIALES Y SUMINISTROS	\$200,000.00	\$57,672.27	\$257,672.27	\$257,672.27	\$0.00	\$257,672.27	\$0.00	\$0.00	\$257,672.27	\$257,672.27	\$0.00
2100 MATERIALES DE ADMINISTRACIÓN, EMISIÓN DE DOC	\$0.00	\$73,216.41	\$73,216.41	\$73,216.41	\$0.00	\$73,216.41	\$0.00	\$0.00	\$73,216.41	\$73,216.41	\$0.00
2110 Materiales, útiles y equipos menores de oficina	\$0.00	\$316.09	\$316.09	\$316.09	\$0.00	\$316.09	\$0.00	\$0.00	\$316.09	\$316.09	\$0.00
2111 Materiales, útiles y equipos menores de oficina	\$0.00	\$316.09	\$316.09	\$316.09	\$0.00	\$316.09	\$0.00	\$0.00	\$316.09	\$316.09	\$0.00
2150 Material impreso e información digital	\$0.00	\$1,740.00	\$1,740.00	\$1,740.00	\$0.00	\$1,740.00	\$0.00	\$0.00	\$1,740.00	\$1,740.00	\$0.00
2151 Material impreso e información digital	\$0.00	\$1,740.00	\$1,740.00	\$1,740.00	\$0.00	\$1,740.00	\$0.00	\$0.00	\$1,740.00	\$1,740.00	\$0.00
2160 Material de limpieza	\$0.00	\$71,160.32	\$71,160.32	\$71,160.32	\$0.00	\$71,160.32	\$0.00	\$0.00	\$71,160.32	\$71,160.32	\$0.00
2161 Material de limpieza	\$0.00	\$71,160.32	\$71,160.32	\$71,160.32	\$0.00	\$71,160.32	\$0.00	\$0.00	\$71,160.32	\$71,160.32	\$0.00






Usr: Contabilidad  
Rep: rptEstadoPresupuestoEgresos\_FF

## Instituto Tecnológico Superior de Tepeaca Estado de Puebla

Estado del Ejercicio del Presupuesto de Egresos por Fuente de Financiamiento Al 31/dic./2023

Fecha y hora de Impresión | 10/ene./2024  
11:35 a. m.

Unidad Administrativa												Cuentas por
Objeto del Gasto	Aprobado	Ampliaciones / (Reducciones)	Presupuesto Vigente	Comprometido	Presupuesto Disponible para Comprometer	Devengado	Comprometido o No Devengado	Presupuesto Sin Devengar	Ejercido	Pagado		Pagar Deuda
<b>2200 ALIMENTOS Y UTENSILIOS</b>	<b>\$79,999.00</b>	<b>-\$77,992.48</b>	<b>\$2,006.52</b>	<b>\$2,006.52</b>	<b>\$0.00</b>	<b>\$2,006.52</b>	<b>\$0.00</b>	<b>\$0.00</b>	<b>\$2,006.52</b>	<b>\$2,006.52</b>	<b>\$0.00</b>	<b>\$0.00</b>
2210 Productos alimenticios para personas	\$0.00	\$2,006.52	\$2,006.52	\$2,006.52	\$0.00	\$2,006.52	\$0.00	\$0.00	\$2,006.52	\$2,006.52	\$0.00	\$0.00
2216 Productos alimenticios para personas asociado a la prest	\$0.00	\$2,006.52	\$2,006.52	\$2,006.52	\$0.00	\$2,006.52	\$0.00	\$0.00	\$2,006.52	\$2,006.52	\$0.00	\$0.00
2230 Utensilios para el servicio de alimentación	\$79,999.00	-\$79,999.00	\$0.00	\$0.00	\$0.00	\$0.00	\$0.00	\$0.00	\$0.00	\$0.00	\$0.00	\$0.00
2231 Utensilios para el servicio de alimentación	\$79,999.00	-\$79,999.00	\$0.00	\$0.00	\$0.00	\$0.00	\$0.00	\$0.00	\$0.00	\$0.00	\$0.00	\$0.00
<b>2300 MATERIAS PRIMAS Y MATERIALES DE PRODUCCIÓN</b>	<b>\$0.00</b>	<b>\$12,335.34</b>	<b>\$12,335.34</b>	<b>\$12,335.34</b>	<b>\$0.00</b>	<b>\$12,335.34</b>	<b>\$0.00</b>	<b>\$0.00</b>	<b>\$12,335.34</b>	<b>\$12,335.34</b>	<b>\$0.00</b>	<b>\$0.00</b>
2310 Productos alimenticios, agropecuarios y forestales adquir	\$0.00	\$12,335.34	\$12,335.34	\$12,335.34	\$0.00	\$12,335.34	\$0.00	\$0.00	\$12,335.34	\$12,335.34	\$0.00	\$0.00
2311 Productos alimenticios, agropecuarios y forestales adquir	\$0.00	\$12,335.34	\$12,335.34	\$12,335.34	\$0.00	\$12,335.34	\$0.00	\$0.00	\$12,335.34	\$12,335.34	\$0.00	\$0.00
<b>2700 VESTUARIO, BLANCOS, PRENDAS DE PROTECCIÓN Y</b>	<b>\$120,001.00</b>	<b>\$50,113.00</b>	<b>\$170,114.00</b>	<b>\$170,114.00</b>	<b>\$0.00</b>	<b>\$170,114.00</b>	<b>\$0.00</b>	<b>\$0.00</b>	<b>\$170,114.00</b>	<b>\$170,114.00</b>	<b>\$0.00</b>	<b>\$0.00</b>
2710 Vestuario y uniformes	\$120,001.00	\$50,113.00	\$170,114.00	\$170,114.00	\$0.00	\$170,114.00	\$0.00	\$0.00	\$170,114.00	\$170,114.00	\$0.00	\$0.00
2711 Vestuario y uniformes	\$120,001.00	\$50,113.00	\$170,114.00	\$170,114.00	\$0.00	\$170,114.00	\$0.00	\$0.00	\$170,114.00	\$170,114.00	\$0.00	\$0.00
<b>3000 SERVICIOS GENERALES</b>	<b>\$420,000.00</b>	<b>\$519,344.16</b>	<b>\$939,344.16</b>	<b>\$889,659.79</b>	<b>\$49,684.37</b>	<b>\$889,659.79</b>	<b>\$0.00</b>	<b>\$49,684.37</b>	<b>\$889,659.79</b>	<b>\$889,659.79</b>	<b>\$0.00</b>	<b>\$0.00</b>
<b>3200 SERVICIOS DE ARRENDAMIENTO</b>	<b>\$0.00</b>	<b>\$5,220.00</b>	<b>\$5,220.00</b>	<b>\$5,220.00</b>	<b>\$0.00</b>	<b>\$5,220.00</b>	<b>\$0.00</b>	<b>\$0.00</b>	<b>\$5,220.00</b>	<b>\$5,220.00</b>	<b>\$0.00</b>	<b>\$0.00</b>
3290 Otros arrendamientos	\$0.00	\$5,220.00	\$5,220.00	\$5,220.00	\$0.00	\$5,220.00	\$0.00	\$0.00	\$5,220.00	\$5,220.00	\$0.00	\$0.00
3291 Otros arrendamientos	\$0.00	\$5,220.00	\$5,220.00	\$5,220.00	\$0.00	\$5,220.00	\$0.00	\$0.00	\$5,220.00	\$5,220.00	\$0.00	\$0.00
<b>3300 SERVICIOS PROFESIONALES, CIENTÍFICOS, TÉCNICO</b>	<b>\$0.00</b>	<b>\$144,786.92</b>	<b>\$144,786.92</b>	<b>\$144,786.92</b>	<b>\$0.00</b>	<b>\$144,786.92</b>	<b>\$0.00</b>	<b>\$0.00</b>	<b>\$144,786.92</b>	<b>\$144,786.92</b>	<b>\$0.00</b>	<b>\$0.00</b>
3360 Servicios de apoyo administrativo, traducción, fotocopiad	\$0.00	\$33,474.92	\$33,474.92	\$33,474.92	\$0.00	\$33,474.92	\$0.00	\$0.00	\$33,474.92	\$33,474.92	\$0.00	\$0.00
3364 Servicios de impresión de material informativo derivado d	\$0.00	\$33,474.92	\$33,474.92	\$33,474.92	\$0.00	\$33,474.92	\$0.00	\$0.00	\$33,474.92	\$33,474.92	\$0.00	\$0.00
3390 Servicios profesionales, científicos y técnicos integrales	\$0.00	\$111,312.00	\$111,312.00	\$111,312.00	\$0.00	\$111,312.00	\$0.00	\$0.00	\$111,312.00	\$111,312.00	\$0.00	\$0.00
3391 Servicios profesionales, científicos y técnicos integrales	\$0.00	\$111,312.00	\$111,312.00	\$111,312.00	\$0.00	\$111,312.00	\$0.00	\$0.00	\$111,312.00	\$111,312.00	\$0.00	\$0.00
<b>3400 SERVICIOS FINANCIEROS, BANCARIOS Y COMERCIA</b>	<b>\$10,000.00</b>	<b>\$39,503.96</b>	<b>\$49,503.96</b>	<b>\$49,502.66</b>	<b>\$1.30</b>	<b>\$49,502.66</b>	<b>\$0.00</b>	<b>\$1.30</b>	<b>\$49,502.66</b>	<b>\$49,502.66</b>	<b>\$0.00</b>	<b>\$0.00</b>
3410 Servicios financieros y bancarios	\$10,000.00	\$3,910.66	\$13,910.66	\$13,910.66	\$0.00	\$13,910.66	\$0.00	\$0.00	\$13,910.66	\$13,910.66	\$0.00	\$0.00
3411 Servicios financieros y bancarios	\$10,000.00	\$3,910.66	\$13,910.66	\$13,910.66	\$0.00	\$13,910.66	\$0.00	\$0.00	\$13,910.66	\$13,910.66	\$0.00	\$0.00
3450 Seguro de bienes patrimoniales	\$0.00	\$35,593.30	\$35,593.30	\$35,592.00	\$1.30	\$35,592.00	\$0.00	\$1.30	\$35,592.00	\$35,592.00	\$0.00	\$0.00
3451 Seguros de bienes patrimoniales	\$0.00	\$35,593.30	\$35,593.30	\$35,592.00	\$1.30	\$35,592.00	\$0.00	\$1.30	\$35,592.00	\$35,592.00	\$0.00	\$0.00
<b>3500 SERVICIOS DE INSTALACIÓN, REPARACIÓN, MANTE</b>	<b>\$0.00</b>	<b>\$17,400.00</b>	<b>\$17,400.00</b>	<b>\$17,400.00</b>	<b>\$0.00</b>	<b>\$17,400.00</b>	<b>\$0.00</b>	<b>\$0.00</b>	<b>\$17,400.00</b>	<b>\$17,400.00</b>	<b>\$0.00</b>	<b>\$0.00</b>
3590 Servicios de jardinería y fumigación	\$0.00	\$17,400.00	\$17,400.00	\$17,400.00	\$0.00	\$17,400.00	\$0.00	\$0.00	\$17,400.00	\$17,400.00	\$0.00	\$0.00
3591 Servicios de jardinería y fumigación	\$0.00	\$17,400.00	\$17,400.00	\$17,400.00	\$0.00	\$17,400.00	\$0.00	\$0.00	\$17,400.00	\$17,400.00	\$0.00	\$0.00
<b>3700 SERVICIOS DE TRASLADOS Y VIÁTICOS</b>	<b>\$0.00</b>	<b>\$91,330.00</b>	<b>\$91,330.00</b>	<b>\$60,694.53</b>	<b>\$30,635.47</b>	<b>\$60,694.53</b>	<b>\$0.00</b>	<b>\$30,635.47</b>	<b>\$60,694.53</b>	<b>\$60,694.53</b>	<b>\$0.00</b>	<b>\$0.00</b>
3720 Pasajes terrestres	\$0.00	\$8,163.00	\$8,163.00	\$8,163.00	\$0.00	\$8,163.00	\$0.00	\$0.00	\$8,163.00	\$8,163.00	\$0.00	\$0.00
3721 Pasajes terrestres nacionales	\$0.00	\$8,163.00	\$8,163.00	\$8,163.00	\$0.00	\$8,163.00	\$0.00	\$0.00	\$8,163.00	\$8,163.00	\$0.00	\$0.00








Usr: Contabilidad  
Rep: rptEstadoPresupuestoEgresos\_FF

## Instituto Tecnológico Superior de Tepeaca Estado de Puebla

Estado del Ejercicio del Presupuesto de Egresos por Fuente de Financiamiento Al 31/dic./2023

Fecha y hora de Impresión | 10/ene./2024  
11:35 a. m.

Unidad Administrativa		Aprobado	Ampliaciones / (Reducciones)	Presupuesto Vigente	Comprometido	Presupuesto Disponible para Comprometer	Devengado	Comprometido o No Devengado	Presupuesto Sin Devengar	Ejercido	Pagado	Cuentas por Pagar Deuda
Objeto	del Gasto											
3750	Viáticos en el país	\$0.00	\$79,993.00	\$79,993.00	\$51,587.53	\$28,405.47	\$51,587.53	\$0.00	\$28,405.47	\$51,587.53	\$51,587.53	\$0.00
3751	Viáticos en el país	\$0.00	\$79,993.00	\$79,993.00	\$51,587.53	\$28,405.47	\$51,587.53	\$0.00	\$28,405.47	\$51,587.53	\$51,587.53	\$0.00
3790	Otros servicios de traslado y hospedaje	\$0.00	\$3,174.00	\$3,174.00	\$944.00	\$2,230.00	\$944.00	\$0.00	\$2,230.00	\$944.00	\$944.00	\$0.00
3791	Otros servicios de traslado y hospedaje	\$0.00	\$3,174.00	\$3,174.00	\$944.00	\$2,230.00	\$944.00	\$0.00	\$2,230.00	\$944.00	\$944.00	\$0.00
<b>3800</b>	<b>SERVICIOS OFICIALES</b>	<b>\$410,000.00</b>	<b>\$197,595.68</b>	<b>\$607,595.68</b>	<b>\$607,595.68</b>	<b>\$0.00</b>	<b>\$607,595.68</b>	<b>\$0.00</b>	<b>\$0.00</b>	<b>\$607,595.68</b>	<b>\$607,595.68</b>	<b>\$0.00</b>
3820	Gastos de orden social y cultural	\$410,000.00	\$154,907.68	\$564,907.68	\$564,907.68	\$0.00	\$564,907.68	\$0.00	\$0.00	\$564,907.68	\$564,907.68	\$0.00
3821	Gastos de orden social	\$350,000.00	\$106,476.84	\$456,476.84	\$456,476.84	\$0.00	\$456,476.84	\$0.00	\$0.00	\$456,476.84	\$456,476.84	\$0.00
3822	Gastos de orden cultural	\$60,000.00	\$48,430.84	\$108,430.84	\$108,430.84	\$0.00	\$108,430.84	\$0.00	\$0.00	\$108,430.84	\$108,430.84	\$0.00
3830	Congresos y convenciones	\$0.00	\$42,688.00	\$42,688.00	\$42,688.00	\$0.00	\$42,688.00	\$0.00	\$0.00	\$42,688.00	\$42,688.00	\$0.00
3831	Congresos y convenciones	\$0.00	\$42,688.00	\$42,688.00	\$42,688.00	\$0.00	\$42,688.00	\$0.00	\$0.00	\$42,688.00	\$42,688.00	\$0.00
<b>3900</b>	<b>OTROS SERVICIOS GENERALES</b>	<b>\$0.00</b>	<b>\$23,507.60</b>	<b>\$23,507.60</b>	<b>\$4,460.00</b>	<b>\$19,047.60</b>	<b>\$4,460.00</b>	<b>\$0.00</b>	<b>\$19,047.60</b>	<b>\$4,460.00</b>	<b>\$4,460.00</b>	<b>\$0.00</b>
3920	Impuestos y derechos	\$0.00	\$23,507.60	\$23,507.60	\$4,460.00	\$19,047.60	\$4,460.00	\$0.00	\$19,047.60	\$4,460.00	\$4,460.00	\$0.00
3921	Otros impuestos y derechos	\$0.00	\$23,507.60	\$23,507.60	\$4,460.00	\$19,047.60	\$4,460.00	\$0.00	\$19,047.60	\$4,460.00	\$4,460.00	\$0.00
<b>4000</b>	<b>TRANSFERENCIAS, ASIGNACIONES, SUBSIDIO</b>	<b>\$0.00</b>	<b>\$39,011.60</b>	<b>\$39,011.60</b>	<b>\$39,011.60</b>	<b>\$0.00</b>	<b>\$39,011.60</b>	<b>\$0.00</b>	<b>\$0.00</b>	<b>\$39,011.60</b>	<b>\$39,011.60</b>	<b>\$0.00</b>
<b>4400</b>	<b>AYUDAS SOCIALES</b>	<b>\$0.00</b>	<b>\$39,011.60</b>	<b>\$39,011.60</b>	<b>\$39,011.60</b>	<b>\$0.00</b>	<b>\$39,011.60</b>	<b>\$0.00</b>	<b>\$0.00</b>	<b>\$39,011.60</b>	<b>\$39,011.60</b>	<b>\$0.00</b>
4410	Ayudas sociales a personas	\$0.00	\$39,011.60	\$39,011.60	\$39,011.60	\$0.00	\$39,011.60	\$0.00	\$0.00	\$39,011.60	\$39,011.60	\$0.00
4417	Ayudas en materia de formación educativa y cultural	\$0.00	\$39,011.60	\$39,011.60	\$39,011.60	\$0.00	\$39,011.60	\$0.00	\$0.00	\$39,011.60	\$39,011.60	\$0.00
<b>5000</b>	<b>BIENES MUEBLES, INMUEBLES E INTANGIBLE:</b>	<b>\$229,697.00</b>	<b>-\$229,697.00</b>	<b>\$0.00</b>	<b>\$0.00</b>	<b>\$0.00</b>	<b>\$0.00</b>	<b>\$0.00</b>	<b>\$0.00</b>	<b>\$0.00</b>	<b>\$0.00</b>	<b>\$0.00</b>
<b>5100</b>	<b>MOBILIARIO Y EQUIPO DE ADMINISTRACIÓN</b>	<b>\$120,000.00</b>	<b>-\$120,000.00</b>	<b>\$0.00</b>	<b>\$0.00</b>	<b>\$0.00</b>	<b>\$0.00</b>	<b>\$0.00</b>	<b>\$0.00</b>	<b>\$0.00</b>	<b>\$0.00</b>	<b>\$0.00</b>
5110	Muebles de oficina y estantería	\$120,000.00	-\$120,000.00	\$0.00	\$0.00	\$0.00	\$0.00	\$0.00	\$0.00	\$0.00	\$0.00	\$0.00
5111	Muebles de oficina y estantería	\$120,000.00	-\$120,000.00	\$0.00	\$0.00	\$0.00	\$0.00	\$0.00	\$0.00	\$0.00	\$0.00	\$0.00
<b>5200</b>	<b>MOBILIARIO Y EQUIPO EDUCACIONAL Y RECREATIVO</b>	<b>\$109,697.00</b>	<b>-\$109,697.00</b>	<b>\$0.00</b>	<b>\$0.00</b>	<b>\$0.00</b>	<b>\$0.00</b>	<b>\$0.00</b>	<b>\$0.00</b>	<b>\$0.00</b>	<b>\$0.00</b>	<b>\$0.00</b>
5210	Equipos y aparatos audiovisuales	\$109,697.00	-\$109,697.00	\$0.00	\$0.00	\$0.00	\$0.00	\$0.00	\$0.00	\$0.00	\$0.00	\$0.00
5211	Equipos y aparatos audiovisuales	\$109,697.00	-\$109,697.00	\$0.00	\$0.00	\$0.00	\$0.00	\$0.00	\$0.00	\$0.00	\$0.00	\$0.00
<b>Ingresos Propios 2023</b>		<b>\$849,697.00</b>	<b>\$386,331.03</b>	<b>\$1,236,028.03</b>	<b>\$1,186,343.66</b>	<b>\$49,684.37</b>	<b>\$1,186,343.66</b>	<b>\$0.00</b>	<b>\$49,684.37</b>	<b>\$1,186,343.66</b>	<b>\$1,186,343.66</b>	<b>\$0.00</b>
<b>025 Federal 2023</b>												
<b>1000</b>	<b>SERVICIOS PERSONALES</b>	<b>\$18,980,520.00</b>	<b>\$2,514,594.80</b>	<b>\$21,495,114.80</b>	<b>\$21,458,363.90</b>	<b>\$36,750.90</b>	<b>\$21,458,363.90</b>	<b>\$0.00</b>	<b>\$36,750.90</b>	<b>\$21,458,363.90</b>	<b>\$21,419,187.43</b>	<b>\$39,176.47</b>
<b>1100</b>	<b>REMUNERACIONES AL PERSONAL DE CARÁCTER PERMANENTE</b>	<b>\$11,714,212.00</b>	<b>\$1,149,420.86</b>	<b>\$12,863,632.86</b>	<b>\$12,833,264.77</b>	<b>\$30,368.09</b>	<b>\$12,833,264.77</b>	<b>\$0.00</b>	<b>\$30,368.09</b>	<b>\$12,833,264.77</b>	<b>\$12,833,264.77</b>	<b>\$0.00</b>
1130	Sueldos base al personal permanente	\$11,714,212.00	\$1,149,420.86	\$12,863,632.86	\$12,833,264.77	\$30,368.09	\$12,833,264.77	\$0.00	\$30,368.09	\$12,833,264.77	\$12,833,264.77	\$0.00
1132	Sueldo base al personal de confianza	\$11,714,212.00	\$1,149,420.86	\$12,863,632.86	\$12,833,264.77	\$30,368.09	\$12,833,264.77	\$0.00	\$30,368.09	\$12,833,264.77	\$12,833,264.77	\$0.00





Usr: Contabilidad  
Rep: rptEstadoPresupuestoEgresos\_FF

## Instituto Tecnológico Superior de Tepeaca Estado de Puebla

Estado del Ejercicio del Presupuesto de Egresos por Fuente de Financiamiento Al 31/dic./2023

Fecha y hora de Impresión | 10/ene./2024  
11:35 a. m.

Objeto del Gasto	Unidad Administrativa	Aprobado	Ampliaciones / (Reducciones)	Presupuesto Vigente	Comprometido	Presupuesto Disponible para Comprometer	Devengado	Comprometido o No Devengado	Presupuesto Sin Devengar	Ejercido	Pagado	Cuentas por Pagar Deuda
1300	<b>REMUNERACIONES ADICIONALES Y ESPECIALES</b>	<b>\$2,836,269.00</b>	<b>\$782,034.92</b>	<b>\$3,618,303.92</b>	<b>\$3,617,653.43</b>	<b>\$650.49</b>	<b>\$3,617,653.43</b>	<b>\$0.00</b>	<b>\$650.49</b>	<b>\$3,617,653.43</b>	<b>\$3,617,653.43</b>	<b>\$0.00</b>
1310	Primas por años de servicios efectivos prestados	\$496,495.00	\$126,488.07	\$622,983.07	\$622,983.07	\$0.00	\$622,983.07	\$0.00	\$0.00	\$622,983.07	\$622,983.07	\$0.00
1311	Prima quinquenal por años de servicios efectivos prestados	\$496,495.00	\$126,488.07	\$622,983.07	\$622,983.07	\$0.00	\$622,983.07	\$0.00	\$0.00	\$622,983.07	\$622,983.07	\$0.00
1320	Primas de vacaciones, dominical y gratificación de fin de	\$2,125,755.00	\$629,224.83	\$2,754,979.83	\$2,754,329.34	\$650.49	\$2,754,329.34	\$0.00	\$650.49	\$2,754,329.34	\$2,754,329.34	\$0.00
1321	Primas de vacaciones y dominical	\$797,158.00	-\$39,953.58	\$757,204.42	\$756,849.62	\$354.80	\$756,849.62	\$0.00	\$354.80	\$756,849.62	\$756,849.62	\$0.00
1322	Aguinaldo o gratificación de fin de año	\$1,328,597.00	\$669,178.41	\$1,997,775.41	\$1,997,479.72	\$295.69	\$1,997,479.72	\$0.00	\$295.69	\$1,997,479.72	\$1,997,479.72	\$0.00
1340	Compensaciones	\$214,019.00	\$26,322.02	\$240,341.02	\$240,341.02	\$0.00	\$240,341.02	\$0.00	\$0.00	\$240,341.02	\$240,341.02	\$0.00
1343	Compensación por adquisición de material didáctico	\$214,019.00	\$26,322.02	\$240,341.02	\$240,341.02	\$0.00	\$240,341.02	\$0.00	\$0.00	\$240,341.02	\$240,341.02	\$0.00
1400	<b>SEGURIDAD SOCIAL</b>	<b>\$2,877,301.00</b>	<b>\$851,375.35</b>	<b>\$3,728,676.35</b>	<b>\$3,722,944.03</b>	<b>\$5,732.32</b>	<b>\$3,722,944.03</b>	<b>\$0.00</b>	<b>\$5,732.32</b>	<b>\$3,722,944.03</b>	<b>\$3,683,767.56</b>	<b>\$39,176.47</b>
1410	Aportaciones de seguridad social	\$2,638,828.00	\$832,557.32	\$3,471,385.32	\$3,466,260.32	\$5,125.00	\$3,466,260.32	\$0.00	\$5,125.00	\$3,466,260.32	\$3,466,260.32	\$0.00
1411	Aportaciones al Instituto de Seguridad y Servicios Sociales	\$2,638,828.00	\$832,557.32	\$3,471,385.32	\$3,466,260.32	\$5,125.00	\$3,466,260.32	\$0.00	\$5,125.00	\$3,466,260.32	\$3,466,260.32	\$0.00
1430	Aportaciones al sistema para el retiro	\$238,473.00	\$18,818.03	\$257,291.03	\$256,683.71	\$607.32	\$256,683.71	\$0.00	\$607.32	\$256,683.71	\$217,507.24	\$39,176.47
1431	Aportaciones al sistema de ahorro para el retiro	\$238,473.00	\$18,818.03	\$257,291.03	\$256,683.71	\$607.32	\$256,683.71	\$0.00	\$607.32	\$256,683.71	\$217,507.24	\$39,176.47
1500	<b>OTRAS PRESTACIONES SOCIALES Y ECONÓMICAS</b>	<b>\$967,738.00</b>	<b>\$41,160.69</b>	<b>\$1,008,898.69</b>	<b>\$1,008,898.69</b>	<b>\$0.00</b>	<b>\$1,008,898.69</b>	<b>\$0.00</b>	<b>\$0.00</b>	<b>\$1,008,898.69</b>	<b>\$1,008,898.69</b>	<b>\$0.00</b>
1540	Prestaciones contractuales	\$937,738.00	\$54,724.69	\$992,462.69	\$992,462.69	\$0.00	\$992,462.69	\$0.00	\$0.00	\$992,462.69	\$992,462.69	\$0.00
1543	Prestaciones establecidas por condiciones generales de	\$937,738.00	\$54,724.69	\$992,462.69	\$992,462.69	\$0.00	\$992,462.69	\$0.00	\$0.00	\$992,462.69	\$992,462.69	\$0.00
1590	Otras prestaciones sociales y económicas	\$30,000.00	-\$13,564.00	\$16,436.00	\$16,436.00	\$0.00	\$16,436.00	\$0.00	\$0.00	\$16,436.00	\$16,436.00	\$0.00
1591	Otras prestaciones sociales	\$30,000.00	-\$13,564.00	\$16,436.00	\$16,436.00	\$0.00	\$16,436.00	\$0.00	\$0.00	\$16,436.00	\$16,436.00	\$0.00
1600	<b>PREVISIONES</b>	<b>\$335,000.00</b>	<b>-\$335,000.00</b>	<b>\$0.00</b>	<b>\$0.00</b>	<b>\$0.00</b>	<b>\$0.00</b>	<b>\$0.00</b>	<b>\$0.00</b>	<b>\$0.00</b>	<b>\$0.00</b>	<b>\$0.00</b>
1610	Previsiones de carácter laboral, económica y de seguridad	\$335,000.00	-\$335,000.00	\$0.00	\$0.00	\$0.00	\$0.00	\$0.00	\$0.00	\$0.00	\$0.00	\$0.00
1613	Otras medidas de carácter laboral y económico	\$335,000.00	-\$335,000.00	\$0.00	\$0.00	\$0.00	\$0.00	\$0.00	\$0.00	\$0.00	\$0.00	\$0.00
1700	<b>PAGO DE ESTÍMULOS A SERVIDORES PÚBLICOS</b>	<b>\$250,000.00</b>	<b>\$25,602.98</b>	<b>\$275,602.98</b>	<b>\$275,602.98</b>	<b>\$0.00</b>	<b>\$275,602.98</b>	<b>\$0.00</b>	<b>\$0.00</b>	<b>\$275,602.98</b>	<b>\$275,602.98</b>	<b>\$0.00</b>
1710	Estímulos	\$250,000.00	\$25,602.98	\$275,602.98	\$275,602.98	\$0.00	\$275,602.98	\$0.00	\$0.00	\$275,602.98	\$275,602.98	\$0.00
1712	Estímulos al personal operativo	\$250,000.00	\$25,602.98	\$275,602.98	\$275,602.98	\$0.00	\$275,602.98	\$0.00	\$0.00	\$275,602.98	\$275,602.98	\$0.00
2000	<b>MATERIALES Y SUMINISTROS</b>	<b>\$1,281,036.00</b>	<b>-\$714,770.64</b>	<b>\$566,265.36</b>	<b>\$566,265.36</b>	<b>\$0.00</b>	<b>\$566,265.36</b>	<b>\$0.00</b>	<b>\$0.00</b>	<b>\$566,265.36</b>	<b>\$566,265.36</b>	<b>\$0.00</b>
2100	<b>MATERIALES DE ADMINISTRACIÓN, EMISIÓN DE DOC</b>	<b>\$456,995.00</b>	<b>-\$267,871.45</b>	<b>\$189,123.55</b>	<b>\$189,123.55</b>	<b>\$0.00</b>	<b>\$189,123.55</b>	<b>\$0.00</b>	<b>\$0.00</b>	<b>\$189,123.55</b>	<b>\$189,123.55</b>	<b>\$0.00</b>
2110	Materiales, útiles y equipos menores de oficina	\$110,000.00	-\$55,672.52	\$54,327.48	\$54,327.48	\$0.00	\$54,327.48	\$0.00	\$0.00	\$54,327.48	\$54,327.48	\$0.00
2111	Materiales, útiles y equipos menores de oficina	\$110,000.00	-\$55,672.52	\$54,327.48	\$54,327.48	\$0.00	\$54,327.48	\$0.00	\$0.00	\$54,327.48	\$54,327.48	\$0.00
2140	Materiales, útiles y equipos menores de tecnologías de la	\$49,995.00	-\$48,086.00	\$1,909.00	\$1,909.00	\$0.00	\$1,909.00	\$0.00	\$0.00	\$1,909.00	\$1,909.00	\$0.00
2141	Materiales, útiles y equipos menores de tecnologías de la	\$49,995.00	-\$48,086.00	\$1,909.00	\$1,909.00	\$0.00	\$1,909.00	\$0.00	\$0.00	\$1,909.00	\$1,909.00	\$0.00
2150	Material impreso e información digital	\$50,000.00	-\$50,000.00	\$0.00	\$0.00	\$0.00	\$0.00	\$0.00	\$0.00	\$0.00	\$0.00	\$0.00








Usr: Contabilidad  
Rep: rptEstadoPresupuestoEgresos\_FF

## Instituto Tecnológico Superior de Tepeaca Estado de Puebla

Estado del Ejercicio del Presupuesto de Egresos por Fuente de Financiamiento Al 31/dic./2023

Fecha y hora de Impresión | 10/ene./2024  
11:35 a. m.

Unidad Administrativa	Presupuesto Disponible para Comprometer	Comprometid o No Devengado	Presupuesto Sin Devengar	Ejercido	Pagado	Cuentas por Pagar Deuda	
Objeto del Gasto	Aprobado	Ampliaciones / (Reducciones)	Presupuesto Vigente	Comprometido	Devengado	Ejercido	Pagado
2151 Material impreso e información digital	\$50,000.00	-\$50,000.00	\$0.00	\$0.00	\$0.00	\$0.00	\$0.00
2160 Material de limpieza	\$140,000.00	-\$43,252.25	\$96,747.75	\$96,747.75	\$96,747.75	\$96,747.75	\$96,747.75
2161 Material de limpieza	\$140,000.00	-\$43,252.25	\$96,747.75	\$96,747.75	\$96,747.75	\$96,747.75	\$96,747.75
2170 Materiales y útiles de enseñanza	\$100,000.00	-\$64,585.68	\$35,414.32	\$35,414.32	\$35,414.32	\$35,414.32	\$35,414.32
2171 Materiales y útiles de enseñanza	\$100,000.00	-\$64,585.68	\$35,414.32	\$35,414.32	\$35,414.32	\$35,414.32	\$35,414.32
2180 Materiales para el registro e identificación de bienes y per	\$7,000.00	-\$6,275.00	\$725.00	\$725.00	\$725.00	\$725.00	\$725.00
2181 Registro e identificación de bienes y personas	\$7,000.00	-\$6,275.00	\$725.00	\$725.00	\$725.00	\$725.00	\$725.00
<b>2200 ALIMENTOS Y UTENSILIOS</b>	<b>\$113,000.00</b>	<b>-\$41,407.10</b>	<b>\$71,592.90</b>	<b>\$71,592.90</b>	<b>\$71,592.90</b>	<b>\$71,592.90</b>	<b>\$71,592.90</b>
2210 Productos alimenticios para personas	\$110,000.00	-\$40,675.10	\$69,324.90	\$69,324.90	\$69,324.90	\$69,324.90	\$69,324.90
2213 Productos alimenticios para el personal en las instalacion	\$110,000.00	-\$40,675.10	\$69,324.90	\$69,324.90	\$69,324.90	\$69,324.90	\$69,324.90
2230 Utensilios para el servicio de alimentación	\$3,000.00	-\$732.00	\$2,268.00	\$2,268.00	\$2,268.00	\$2,268.00	\$2,268.00
2231 Utensilios para el servicio de alimentación	\$3,000.00	-\$732.00	\$2,268.00	\$2,268.00	\$2,268.00	\$2,268.00	\$2,268.00
<b>2400 MATERIALES Y ARTÍCULOS DE CONSTRUCCIÓN Y DE</b>	<b>\$195,000.00</b>	<b>-\$166,991.92</b>	<b>\$28,008.08</b>	<b>\$28,008.08</b>	<b>\$28,008.08</b>	<b>\$28,008.08</b>	<b>\$28,008.08</b>
2410 Productos minerales no metálicos	\$5,000.00	-\$5,000.00	\$0.00	\$0.00	\$0.00	\$0.00	\$0.00
2411 Productos minerales no metálicos	\$5,000.00	-\$5,000.00	\$0.00	\$0.00	\$0.00	\$0.00	\$0.00
2420 Cemento y productos de concreto	\$5,000.00	-\$5,000.00	\$0.00	\$0.00	\$0.00	\$0.00	\$0.00
2421 Cemento y productos de concreto	\$5,000.00	-\$5,000.00	\$0.00	\$0.00	\$0.00	\$0.00	\$0.00
2430 Cal, yeso y productos de yeso	\$5,000.00	-\$5,000.00	\$0.00	\$0.00	\$0.00	\$0.00	\$0.00
2431 Cal, yeso y productos de yeso	\$5,000.00	-\$5,000.00	\$0.00	\$0.00	\$0.00	\$0.00	\$0.00
2440 Madera y productos de madera	\$30,000.00	-\$27,643.40	\$2,356.60	\$2,356.60	\$2,356.60	\$2,356.60	\$2,356.60
2441 Madera y productos de madera	\$30,000.00	-\$27,643.40	\$2,356.60	\$2,356.60	\$2,356.60	\$2,356.60	\$2,356.60
2450 Vidrio y productos de vidrio	\$0.00	\$2,709.00	\$2,709.00	\$2,709.00	\$2,709.00	\$2,709.00	\$2,709.00
2451 Vidrio y productos de vidrio	\$0.00	\$2,709.00	\$2,709.00	\$2,709.00	\$2,709.00	\$2,709.00	\$2,709.00
2460 Material eléctrico y electrónico	\$30,000.00	-\$20,546.53	\$9,453.47	\$9,453.47	\$9,453.47	\$9,453.47	\$9,453.47
2461 Material eléctrico y electrónico	\$30,000.00	-\$20,546.53	\$9,453.47	\$9,453.47	\$9,453.47	\$9,453.47	\$9,453.47
2470 Artículos metálicos para la construcción	\$30,000.00	-\$20,379.91	\$9,620.09	\$9,620.09	\$9,620.09	\$9,620.09	\$9,620.09
2471 Artículos metálicos para la construcción	\$30,000.00	-\$20,379.91	\$9,620.09	\$9,620.09	\$9,620.09	\$9,620.09	\$9,620.09
2480 Materiales complementarios	\$50,000.00	-\$50,000.00	\$0.00	\$0.00	\$0.00	\$0.00	\$0.00
2481 Materiales Complementarios	\$50,000.00	-\$50,000.00	\$0.00	\$0.00	\$0.00	\$0.00	\$0.00
2490 Otros materiales y artículos de construcción y reparación	\$40,000.00	-\$36,131.08	\$3,868.92	\$3,868.92	\$3,868.92	\$3,868.92	\$3,868.92
2491 Otros materiales y artículos de construcción y reparación	\$40,000.00	-\$36,131.08	\$3,868.92	\$3,868.92	\$3,868.92	\$3,868.92	\$3,868.92






Usr: Contabilidad  
Rep: rptEstadoPresupuestoEgresos\_FF

Instituto Tecnológico Superior de Tepeaca  
Estado de Puebla

Estado del Ejercicio del Presupuesto de Egresos por Fuente de Financiamiento Al 31/dic./2023

Fecha y hora de Impresión 10/ene./2024 11:35 a. m.

Objeto del Gasto	Unidad Administrativa	Aprobado	Ampliaciones / (Reducciones)	Presupuesto Vigente	Comprometido	Presupuesto Disponible para Comprometer	Devengado	Comprometido o No Devengado	Presupuesto Sin Devengar	Ejercido	Pagado	Cuentas por Pagar Deuda
2500	PRODUCTOS QUÍMICOS, FARMACÉUTICOS Y DE LABI	\$95,000.00	\$30,276.84	\$125,276.84	\$125,276.84	\$0.00	\$125,276.84	\$0.00	\$0.00	\$125,276.84	\$125,276.84	\$0.00
2510	Productos químicos básicos	\$0.00	\$24,716.12	\$24,716.12	\$24,716.12	\$0.00	\$24,716.12	\$0.00	\$0.00	\$24,716.12	\$24,716.12	\$0.00
2511	Productos químicos básicos	\$0.00	\$24,716.12	\$24,716.12	\$24,716.12	\$0.00	\$24,716.12	\$0.00	\$0.00	\$24,716.12	\$24,716.12	\$0.00
2520	Fertilizantes, pesticidas y otros agroquímicos	\$10,000.00	-\$10,000.00	\$0.00	\$0.00	\$0.00	\$0.00	\$0.00	\$0.00	\$0.00	\$0.00	\$0.00
2521	Fertilizantes, pesticidas y otros agroquímicos	\$10,000.00	-\$10,000.00	\$0.00	\$0.00	\$0.00	\$0.00	\$0.00	\$0.00	\$0.00	\$0.00	\$0.00
2530	Medicinas y productos farmacéuticos	\$10,000.00	\$68,880.60	\$78,880.60	\$78,880.60	\$0.00	\$78,880.60	\$0.00	\$0.00	\$78,880.60	\$78,880.60	\$0.00
2531	Medicinas y productos farmacéuticos	\$10,000.00	\$68,880.60	\$78,880.60	\$78,880.60	\$0.00	\$78,880.60	\$0.00	\$0.00	\$78,880.60	\$78,880.60	\$0.00
2540	Materiales, accesorios y suministros médicos	\$15,000.00	-\$13,914.50	\$1,085.50	\$1,085.50	\$0.00	\$1,085.50	\$0.00	\$0.00	\$1,085.50	\$1,085.50	\$0.00
2541	Materiales, accesorios y suministros médicos	\$15,000.00	-\$13,914.50	\$1,085.50	\$1,085.50	\$0.00	\$1,085.50	\$0.00	\$0.00	\$1,085.50	\$1,085.50	\$0.00
2550	Materiales, accesorios y suministros de laboratorio	\$0.00	\$14,036.00	\$14,036.00	\$14,036.00	\$0.00	\$14,036.00	\$0.00	\$0.00	\$14,036.00	\$14,036.00	\$0.00
2551	Materiales, accesorios y suministros de laboratorio	\$0.00	\$14,036.00	\$14,036.00	\$14,036.00	\$0.00	\$14,036.00	\$0.00	\$0.00	\$14,036.00	\$14,036.00	\$0.00
2560	Fibras sintéticas, hules, plásticos y derivados	\$40,000.00	-\$36,550.18	\$3,449.82	\$3,449.82	\$0.00	\$3,449.82	\$0.00	\$0.00	\$3,449.82	\$3,449.82	\$0.00
2561	Fibras sintéticas, hules, plásticos y derivados	\$40,000.00	-\$36,550.18	\$3,449.82	\$3,449.82	\$0.00	\$3,449.82	\$0.00	\$0.00	\$3,449.82	\$3,449.82	\$0.00
2590	Otros productos químicos	\$20,000.00	-\$16,891.20	\$3,108.80	\$3,108.80	\$0.00	\$3,108.80	\$0.00	\$0.00	\$3,108.80	\$3,108.80	\$0.00
2591	Otros productos químicos	\$20,000.00	-\$16,891.20	\$3,108.80	\$3,108.80	\$0.00	\$3,108.80	\$0.00	\$0.00	\$3,108.80	\$3,108.80	\$0.00
2600	COMBUSTIBLES, LUBRICANTES Y ADITIVOS	\$175,983.00	-\$65,400.04	\$110,582.96	\$110,582.96	\$0.00	\$110,582.96	\$0.00	\$0.00	\$110,582.96	\$110,582.96	\$0.00
2610	Combustibles, lubricantes y aditivos	\$175,983.00	-\$65,400.04	\$110,582.96	\$110,582.96	\$0.00	\$110,582.96	\$0.00	\$0.00	\$110,582.96	\$110,582.96	\$0.00
2611	Combustibles, lubricantes y aditivos para vehículos destir	\$0.00	\$273.76	\$273.76	\$273.76	\$0.00	\$273.76	\$0.00	\$0.00	\$273.76	\$273.76	\$0.00
2612	Combustibles, lubricantes y aditivos para vehículos destir	\$175,983.00	-\$65,673.80	\$110,309.20	\$110,309.20	\$0.00	\$110,309.20	\$0.00	\$0.00	\$110,309.20	\$110,309.20	\$0.00
2700	VESTUARIO, BLANCOS, PRENDAS DE PROTECCIÓN Y	\$130,000.00	-\$130,000.00	\$0.00	\$0.00	\$0.00	\$0.00	\$0.00	\$0.00	\$0.00	\$0.00	\$0.00
2710	Vestuario y uniformes	\$100,000.00	-\$100,000.00	\$0.00	\$0.00	\$0.00	\$0.00	\$0.00	\$0.00	\$0.00	\$0.00	\$0.00
2711	Vestuario y uniformes	\$100,000.00	-\$100,000.00	\$0.00	\$0.00	\$0.00	\$0.00	\$0.00	\$0.00	\$0.00	\$0.00	\$0.00
2720	Prendas de seguridad y protección personal	\$20,000.00	-\$20,000.00	\$0.00	\$0.00	\$0.00	\$0.00	\$0.00	\$0.00	\$0.00	\$0.00	\$0.00
2721	Prendas de seguridad y protección personal	\$20,000.00	-\$20,000.00	\$0.00	\$0.00	\$0.00	\$0.00	\$0.00	\$0.00	\$0.00	\$0.00	\$0.00
2740	Productos textiles	\$10,000.00	-\$10,000.00	\$0.00	\$0.00	\$0.00	\$0.00	\$0.00	\$0.00	\$0.00	\$0.00	\$0.00
2741	Productos textiles	\$10,000.00	-\$10,000.00	\$0.00	\$0.00	\$0.00	\$0.00	\$0.00	\$0.00	\$0.00	\$0.00	\$0.00
2900	HERRAMIENTAS, REFACCIONES Y ACCESORIOS MEN	\$115,058.00	-\$73,376.97	\$41,681.03	\$41,681.03	\$0.00	\$41,681.03	\$0.00	\$0.00	\$41,681.03	\$41,681.03	\$0.00
2910	Herramientas menores	\$15,058.00	-\$13,653.98	\$1,404.02	\$1,404.02	\$0.00	\$1,404.02	\$0.00	\$0.00	\$1,404.02	\$1,404.02	\$0.00
2911	Herramientas menores	\$15,058.00	-\$13,653.98	\$1,404.02	\$1,404.02	\$0.00	\$1,404.02	\$0.00	\$0.00	\$1,404.02	\$1,404.02	\$0.00
2920	Refacciones y accesorios menores de edificios	\$20,000.00	-\$19,515.97	\$484.03	\$484.03	\$0.00	\$484.03	\$0.00	\$0.00	\$484.03	\$484.03	\$0.00
2921	Refacciones y accesorios menores de edificios	\$20,000.00	-\$19,515.97	\$484.03	\$484.03	\$0.00	\$484.03	\$0.00	\$0.00	\$484.03	\$484.03	\$0.00








Usr: Contabilidad  
Rep: rptEstadoPresupuestoEgresos\_FF

## Instituto Tecnológico Superior de Tepeaca Estado de Puebla

Estado del Ejercicio del Presupuesto de Egresos por Fuente de Financiamiento Al 31/dic./2023

Fecha y hora de Impresión | 10/ene./2024  
11:35 a. m.

Unidad Administrativa												Cuentas por Pagar Deuda
Objeto del Gasto	Aprobado	Ampliaciones / (Reducciones)	Presupuesto Vigente	Comprometido	Presupuesto Disponible para Comprometer	Devengado	Comprometido o No Devengado	Presupuesto Sin Devengar	Ejercido	Pagado		
2940 Refacciones y accesorios menores de equipo de cómputo	\$35,000.00	-\$28,905.00	\$6,095.00	\$6,095.00	\$0.00	\$6,095.00	\$0.00	\$0.00	\$6,095.00	\$6,095.00	\$0.00	
2941 Refacciones y accesorios menores para equipo de cómputo	\$35,000.00	-\$28,905.00	\$6,095.00	\$6,095.00	\$0.00	\$6,095.00	\$0.00	\$0.00	\$6,095.00	\$6,095.00	\$0.00	
2950 Refacciones y accesorios menores de equipo e instrumentación	\$0.00	\$1,880.62	\$1,880.62	\$1,880.62	\$0.00	\$1,880.62	\$0.00	\$0.00	\$1,880.62	\$1,880.62	\$0.00	
2951 Refacciones y accesorios menores de equipo e instrumentación	\$0.00	\$1,880.62	\$1,880.62	\$1,880.62	\$0.00	\$1,880.62	\$0.00	\$0.00	\$1,880.62	\$1,880.62	\$0.00	
2960 Refacciones y accesorios menores de equipo de transporte	\$25,000.00	-\$6,987.04	\$18,012.96	\$18,012.96	\$0.00	\$18,012.96	\$0.00	\$0.00	\$18,012.96	\$18,012.96	\$0.00	
2961 Refacciones y accesorios menores de equipo de transporte	\$25,000.00	-\$6,987.04	\$18,012.96	\$18,012.96	\$0.00	\$18,012.96	\$0.00	\$0.00	\$18,012.96	\$18,012.96	\$0.00	
2980 Refacciones y accesorios menores de maquinaria y otros	\$10,000.00	-\$10,000.00	\$0.00	\$0.00	\$0.00	\$0.00	\$0.00	\$0.00	\$0.00	\$0.00	\$0.00	
2981 Refacciones y accesorios menores de maquinaria y otros	\$10,000.00	-\$10,000.00	\$0.00	\$0.00	\$0.00	\$0.00	\$0.00	\$0.00	\$0.00	\$0.00	\$0.00	
2990 Refacciones y accesorios menores otros bienes muebles	\$10,000.00	\$3,804.40	\$13,804.40	\$13,804.40	\$0.00	\$13,804.40	\$0.00	\$0.00	\$13,804.40	\$13,804.40	\$0.00	
2991 Refacciones y accesorios menores de otros bienes muebles	\$10,000.00	\$3,804.40	\$13,804.40	\$13,804.40	\$0.00	\$13,804.40	\$0.00	\$0.00	\$13,804.40	\$13,804.40	\$0.00	
<b>3000 SERVICIOS GENERALES</b>	<b>\$2,804,100.00</b>	<b>-\$1,606,971.36</b>	<b>\$1,197,128.64</b>	<b>\$1,197,128.64</b>	<b>\$0.00</b>	<b>\$1,197,128.64</b>	<b>\$0.00</b>	<b>\$0.00</b>	<b>\$1,197,128.64</b>	<b>\$1,197,128.64</b>	<b>\$0.00</b>	
<b>3100 SERVICIOS BÁSICOS</b>	<b>\$227,700.00</b>	<b>\$8,633.66</b>	<b>\$236,333.66</b>	<b>\$236,333.66</b>	<b>\$0.00</b>	<b>\$236,333.66</b>	<b>\$0.00</b>	<b>\$0.00</b>	<b>\$236,333.66</b>	<b>\$236,333.66</b>	<b>\$0.00</b>	
3110 Energía eléctrica	\$100,000.00	\$12,760.00	\$112,760.00	\$112,760.00	\$0.00	\$112,760.00	\$0.00	\$0.00	\$112,760.00	\$112,760.00	\$0.00	
3111 Servicio de energía eléctrica	\$100,000.00	\$12,760.00	\$112,760.00	\$112,760.00	\$0.00	\$112,760.00	\$0.00	\$0.00	\$112,760.00	\$112,760.00	\$0.00	
3120 Gas	\$10,000.00	\$411.65	\$10,411.65	\$10,411.65	\$0.00	\$10,411.65	\$0.00	\$0.00	\$10,411.65	\$10,411.65	\$0.00	
3121 Servicio de gas	\$10,000.00	\$411.65	\$10,411.65	\$10,411.65	\$0.00	\$10,411.65	\$0.00	\$0.00	\$10,411.65	\$10,411.65	\$0.00	
3130 Agua	\$30,000.00	\$18,800.01	\$48,800.01	\$48,800.01	\$0.00	\$48,800.01	\$0.00	\$0.00	\$48,800.01	\$48,800.01	\$0.00	
3131 Servicio de agua	\$30,000.00	\$18,800.01	\$48,800.01	\$48,800.01	\$0.00	\$48,800.01	\$0.00	\$0.00	\$48,800.01	\$48,800.01	\$0.00	
3140 Telefonía tradicional	\$7,200.00	-\$5,478.00	\$1,722.00	\$1,722.00	\$0.00	\$1,722.00	\$0.00	\$0.00	\$1,722.00	\$1,722.00	\$0.00	
3141 Servicio telefónico convencional	\$7,200.00	-\$5,478.00	\$1,722.00	\$1,722.00	\$0.00	\$1,722.00	\$0.00	\$0.00	\$1,722.00	\$1,722.00	\$0.00	
3170 Servicios de acceso de Internet, redes y procesamiento de datos	\$79,000.00	-\$16,360.00	\$62,640.00	\$62,640.00	\$0.00	\$62,640.00	\$0.00	\$0.00	\$62,640.00	\$62,640.00	\$0.00	
3171 Servicios de acceso de internet	\$49,000.00	\$13,640.00	\$62,640.00	\$62,640.00	\$0.00	\$62,640.00	\$0.00	\$0.00	\$62,640.00	\$62,640.00	\$0.00	
3172 Servicios de redes y procesamiento de información	\$30,000.00	-\$30,000.00	\$0.00	\$0.00	\$0.00	\$0.00	\$0.00	\$0.00	\$0.00	\$0.00	\$0.00	
3180 Servicios postales y telegráficos	\$1,500.00	-\$1,500.00	\$0.00	\$0.00	\$0.00	\$0.00	\$0.00	\$0.00	\$0.00	\$0.00	\$0.00	
3181 Servicio postal	\$1,500.00	-\$1,500.00	\$0.00	\$0.00	\$0.00	\$0.00	\$0.00	\$0.00	\$0.00	\$0.00	\$0.00	
<b>3200 SERVICIOS DE ARRENDAMIENTO</b>	<b>\$266,400.00</b>	<b>-\$201,218.60</b>	<b>\$65,181.40</b>	<b>\$65,181.40</b>	<b>\$0.00</b>	<b>\$65,181.40</b>	<b>\$0.00</b>	<b>\$0.00</b>	<b>\$65,181.40</b>	<b>\$65,181.40</b>	<b>\$0.00</b>	
3220 Arrendamiento de edificios	\$0.00	\$2,800.00	\$2,800.00	\$2,800.00	\$0.00	\$2,800.00	\$0.00	\$0.00	\$2,800.00	\$2,800.00	\$0.00	
3221 Arrendamiento de edificios	\$0.00	\$2,800.00	\$2,800.00	\$2,800.00	\$0.00	\$2,800.00	\$0.00	\$0.00	\$2,800.00	\$2,800.00	\$0.00	
3230 Arrendamiento de mobiliario y equipo de administración, educación e investigación	\$21,400.00	-\$6,400.00	\$15,000.00	\$15,000.00	\$0.00	\$15,000.00	\$0.00	\$0.00	\$15,000.00	\$15,000.00	\$0.00	
3232 Arrendamiento de equipo y bienes informáticos	\$21,400.00	-\$6,400.00	\$15,000.00	\$15,000.00	\$0.00	\$15,000.00	\$0.00	\$0.00	\$15,000.00	\$15,000.00	\$0.00	
3250 Arrendamiento de equipo de transporte	\$10,000.00	-\$10,000.00	\$0.00	\$0.00	\$0.00	\$0.00	\$0.00	\$0.00	\$0.00	\$0.00	\$0.00	





Usr: Contabilidad  
Rep: rptEstadoPresupuestoEgresos\_FF

## Instituto Tecnológico Superior de Tepeaca Estado de Puebla

Estado del Ejercicio del Presupuesto de Egresos por Fuente de Financiamiento Al 31/dic./2023

Fecha y hora de Impresión | 10/ene./2024  
11:35 a. m.

Unidad Administrativa											Cuentas por Pagar Deuda	
Objeto del Gasto	Aprobado	Ampliaciones / (Reducciones)	Presupuesto Vigente	Comprometido	Presupuesto Disponible para Comprometer	Devengado	Comprometido o No Devengado	Presupuesto Sin Devengar	Ejercido	Pagado	Pagado	Deuda
3251 Arrendamiento de vehículos terrestres, aéreos, marítimos	\$10,000.00	-\$10,000.00	\$0.00	\$0.00	\$0.00	\$0.00	\$0.00	\$0.00	\$0.00	\$0.00	\$0.00	\$0.00
3260 Arrendamiento de maquinaria, otros equipos y herramient	\$10,000.00	-\$10,000.00	\$0.00	\$0.00	\$0.00	\$0.00	\$0.00	\$0.00	\$0.00	\$0.00	\$0.00	\$0.00
3261 Arrendamiento de maquinaria, otros equipos y herramient	\$10,000.00	-\$10,000.00	\$0.00	\$0.00	\$0.00	\$0.00	\$0.00	\$0.00	\$0.00	\$0.00	\$0.00	\$0.00
3270 Arrendamiento de activos intangibles	\$25,000.00	\$22,381.40	\$47,381.40	\$47,381.40	\$0.00	\$47,381.40	\$0.00	\$0.00	\$47,381.40	\$47,381.40	\$47,381.40	\$0.00
3271 Derechos de autor, patentes, regalías y otros	\$25,000.00	\$22,381.40	\$47,381.40	\$47,381.40	\$0.00	\$47,381.40	\$0.00	\$0.00	\$47,381.40	\$47,381.40	\$47,381.40	\$0.00
3290 Otros arrendamientos	\$200,000.00	-\$200,000.00	\$0.00	\$0.00	\$0.00	\$0.00	\$0.00	\$0.00	\$0.00	\$0.00	\$0.00	\$0.00
3291 Otros arrendamientos	\$200,000.00	-\$200,000.00	\$0.00	\$0.00	\$0.00	\$0.00	\$0.00	\$0.00	\$0.00	\$0.00	\$0.00	\$0.00
<b>3300 SERVICIOS PROFESIONALES, CIENTÍFICOS, TÉCNICO</b>	<b>\$972,000.00</b>	<b>-\$837,087.30</b>	<b>\$134,912.70</b>	<b>\$134,912.70</b>	<b>\$0.00</b>	<b>\$134,912.70</b>	<b>\$0.00</b>	<b>\$0.00</b>	<b>\$134,912.70</b>	<b>\$134,912.70</b>	<b>\$134,912.70</b>	<b>\$0.00</b>
3310 Servicios legales, de contabilidad, auditoría y relacionado	\$188,000.00	-\$58,310.00	\$129,690.00	\$129,690.00	\$0.00	\$129,690.00	\$0.00	\$0.00	\$129,690.00	\$129,690.00	\$129,690.00	\$0.00
3311 Servicios relacionados con procedimientos jurisdiccionales	\$50,000.00	-\$28,540.00	\$21,460.00	\$21,460.00	\$0.00	\$21,460.00	\$0.00	\$0.00	\$21,460.00	\$21,460.00	\$21,460.00	\$0.00
3312 Otros Servicios para la operación de programas	\$138,000.00	-\$29,770.00	\$108,230.00	\$108,230.00	\$0.00	\$108,230.00	\$0.00	\$0.00	\$108,230.00	\$108,230.00	\$108,230.00	\$0.00
3340 Servicios de capacitación	\$0.00	\$3,289.13	\$3,289.13	\$3,289.13	\$0.00	\$3,289.13	\$0.00	\$0.00	\$3,289.13	\$3,289.13	\$3,289.13	\$0.00
3341 Capacitación institucional	\$0.00	\$3,289.13	\$3,289.13	\$3,289.13	\$0.00	\$3,289.13	\$0.00	\$0.00	\$3,289.13	\$3,289.13	\$3,289.13	\$0.00
3350 Servicios de investigación científica y desarrollo	\$2,000.00	-\$1,613.72	\$386.28	\$386.28	\$0.00	\$386.28	\$0.00	\$0.00	\$386.28	\$386.28	\$386.28	\$0.00
3351 Servicios de investigación científica y desarrollo	\$2,000.00	-\$1,613.72	\$386.28	\$386.28	\$0.00	\$386.28	\$0.00	\$0.00	\$386.28	\$386.28	\$386.28	\$0.00
3360 Servicios de apoyo administrativo, traducción, fotocopiado	\$252,000.00	-\$250,452.71	\$1,547.29	\$1,547.29	\$0.00	\$1,547.29	\$0.00	\$0.00	\$1,547.29	\$1,547.29	\$1,547.29	\$0.00
3362 Servicios de apoyo administrativo	\$2,000.00	-\$452.71	\$1,547.29	\$1,547.29	\$0.00	\$1,547.29	\$0.00	\$0.00	\$1,547.29	\$1,547.29	\$1,547.29	\$0.00
3364 Servicios de impresión de material informativo derivado d	\$250,000.00	-\$250,000.00	\$0.00	\$0.00	\$0.00	\$0.00	\$0.00	\$0.00	\$0.00	\$0.00	\$0.00	\$0.00
3380 Servicios de vigilancia	\$475,000.00	-\$475,000.00	\$0.00	\$0.00	\$0.00	\$0.00	\$0.00	\$0.00	\$0.00	\$0.00	\$0.00	\$0.00
3381 Servicios de vigilancia	\$475,000.00	-\$475,000.00	\$0.00	\$0.00	\$0.00	\$0.00	\$0.00	\$0.00	\$0.00	\$0.00	\$0.00	\$0.00
3390 Servicios profesionales, científicos y técnicos integrales	\$55,000.00	-\$55,000.00	\$0.00	\$0.00	\$0.00	\$0.00	\$0.00	\$0.00	\$0.00	\$0.00	\$0.00	\$0.00
3391 Servicios profesionales, científicos y técnicos integrales	\$55,000.00	-\$55,000.00	\$0.00	\$0.00	\$0.00	\$0.00	\$0.00	\$0.00	\$0.00	\$0.00	\$0.00	\$0.00
<b>3400 SERVICIOS FINANCIEROS, BANCARIOS Y COMERCIALES</b>	<b>\$215,000.00</b>	<b>-\$77,195.30</b>	<b>\$137,804.70</b>	<b>\$137,804.70</b>	<b>\$0.00</b>	<b>\$137,804.70</b>	<b>\$0.00</b>	<b>\$0.00</b>	<b>\$137,804.70</b>	<b>\$137,804.70</b>	<b>\$137,804.70</b>	<b>\$0.00</b>
3410 Servicios financieros y bancarios	\$5,000.00	-\$4,980.28	\$19.72	\$19.72	\$0.00	\$19.72	\$0.00	\$0.00	\$19.72	\$19.72	\$19.72	\$0.00
3411 Servicios financieros y bancarios	\$5,000.00	-\$4,980.28	\$19.72	\$19.72	\$0.00	\$19.72	\$0.00	\$0.00	\$19.72	\$19.72	\$19.72	\$0.00
3450 Seguro de bienes patrimoniales	\$90,000.00	\$4,746.14	\$94,746.14	\$94,746.14	\$0.00	\$94,746.14	\$0.00	\$0.00	\$94,746.14	\$94,746.14	\$94,746.14	\$0.00
3451 Seguros de bienes patrimoniales	\$90,000.00	\$4,746.14	\$94,746.14	\$94,746.14	\$0.00	\$94,746.14	\$0.00	\$0.00	\$94,746.14	\$94,746.14	\$94,746.14	\$0.00
3490 Servicios financieros, bancarios y comerciales integrales	\$120,000.00	-\$76,961.16	\$43,038.84	\$43,038.84	\$0.00	\$43,038.84	\$0.00	\$0.00	\$43,038.84	\$43,038.84	\$43,038.84	\$0.00
3491 Servicios financieros, bancarios y comerciales integrales	\$120,000.00	-\$76,961.16	\$43,038.84	\$43,038.84	\$0.00	\$43,038.84	\$0.00	\$0.00	\$43,038.84	\$43,038.84	\$43,038.84	\$0.00
<b>3500 SERVICIOS DE INSTALACIÓN, REPARACIÓN, MANTENIMIENTO</b>	<b>\$327,000.00</b>	<b>-\$162,806.22</b>	<b>\$164,193.78</b>	<b>\$164,193.78</b>	<b>\$0.00</b>	<b>\$164,193.78</b>	<b>\$0.00</b>	<b>\$0.00</b>	<b>\$164,193.78</b>	<b>\$164,193.78</b>	<b>\$164,193.78</b>	<b>\$0.00</b>
3510 Conservación y mantenimiento menor de inmuebles	\$120,000.00	-\$37,878.96	\$82,121.04	\$82,121.04	\$0.00	\$82,121.04	\$0.00	\$0.00	\$82,121.04	\$82,121.04	\$82,121.04	\$0.00








Usr: Contabilidad  
Rep: rptEstadoPresupuestoEgresos\_FF

**Instituto Tecnológico Superior de Tepeaca**  
Estado de Puebla  
Estado del Ejercicio del Presupuesto de Egresos por Fuente de Financiamiento Al 31/dic./2023

Fecha y hora de Impresión | 10/ene./2024  
11:35 a. m.

Objeto del Gasto	Unidad Administrativa	Aprobado	Ampliaciones / (Reducciones)	Presupuesto Vigente	Comprometido	Presupuesto Disponible para Comprometer	Devengado	Comprometido o No Devengado	Presupuesto Sin Devengar	Cuentas por Pagar		
										Ejercido	Pagado	Deuda
3511	Mantenimiento y conservación menor de inmuebles para	\$120,000.00	-\$120,000.00	\$0.00	\$0.00	\$0.00	\$0.00	\$0.00	\$0.00	\$0.00	\$0.00	\$0.00
3512	Mantenimiento y conservación menor de inmuebles para	\$0.00	\$82,121.04	\$82,121.04	\$82,121.04	\$0.00	\$82,121.04	\$0.00	\$0.00	\$82,121.04	\$82,121.04	\$0.00
3520	Instalación, reparación y mantenimiento de mobiliario y e	\$15,000.00	-\$4,561.16	\$10,438.84	\$10,438.84	\$0.00	\$10,438.84	\$0.00	\$0.00	\$10,438.84	\$10,438.84	\$0.00
3521	Mantenimiento y conservación de mobiliario y equipo de e	\$15,000.00	-\$4,561.16	\$10,438.84	\$10,438.84	\$0.00	\$10,438.84	\$0.00	\$0.00	\$10,438.84	\$10,438.84	\$0.00
3530	Instalación, reparación y mantenimiento de equipo de có	\$40,000.00	-\$39,362.00	\$638.00	\$638.00	\$0.00	\$638.00	\$0.00	\$0.00	\$638.00	\$638.00	\$0.00
3531	Instalación, reparación y mantenimiento de equipo de có	\$40,000.00	-\$39,362.00	\$638.00	\$638.00	\$0.00	\$638.00	\$0.00	\$0.00	\$638.00	\$638.00	\$0.00
3550	Reparación y mantenimiento de equipo de transporte	\$45,000.00	-\$37,502.50	\$7,497.50	\$7,497.50	\$0.00	\$7,497.50	\$0.00	\$0.00	\$7,497.50	\$7,497.50	\$0.00
3551	Mantenimiento y conservación de vehículos terrestres, aé	\$45,000.00	-\$37,502.50	\$7,497.50	\$7,497.50	\$0.00	\$7,497.50	\$0.00	\$0.00	\$7,497.50	\$7,497.50	\$0.00
3570	Instalación, reparación y mantenimiento de maquinaria, o	\$32,000.00	-\$8,869.60	\$23,130.40	\$23,130.40	\$0.00	\$23,130.40	\$0.00	\$0.00	\$23,130.40	\$23,130.40	\$0.00
3571	Instalación, reparación y mantenimiento de maquinaria y	\$30,000.00	-\$6,869.60	\$23,130.40	\$23,130.40	\$0.00	\$23,130.40	\$0.00	\$0.00	\$23,130.40	\$23,130.40	\$0.00
3572	Instalación, reparación y mantenimiento de maquinaria y	\$2,000.00	-\$2,000.00	\$0.00	\$0.00	\$0.00	\$0.00	\$0.00	\$0.00	\$0.00	\$0.00	\$0.00
3580	Servicios de limpieza y manejo de desechos	\$25,000.00	-\$25,000.00	\$0.00	\$0.00	\$0.00	\$0.00	\$0.00	\$0.00	\$0.00	\$0.00	\$0.00
3581	Servicios de limpieza y manejo de desechos	\$25,000.00	-\$25,000.00	\$0.00	\$0.00	\$0.00	\$0.00	\$0.00	\$0.00	\$0.00	\$0.00	\$0.00
3590	Servicios de jardinería y fumigación	\$50,000.00	-\$9,632.00	\$40,368.00	\$40,368.00	\$0.00	\$40,368.00	\$0.00	\$0.00	\$40,368.00	\$40,368.00	\$0.00
3591	Servicios de jardinería y fumigación	\$50,000.00	-\$9,632.00	\$40,368.00	\$40,368.00	\$0.00	\$40,368.00	\$0.00	\$0.00	\$40,368.00	\$40,368.00	\$0.00
<b>3600</b>	<b>SERVICIOS DE COMUNICACIÓN SOCIAL Y PUBLICIDAD</b>	<b>\$10,000.00</b>	<b>-\$7,300.00</b>	<b>\$2,700.00</b>	<b>\$2,700.00</b>	<b>\$0.00</b>	<b>\$2,700.00</b>	<b>\$0.00</b>	<b>\$0.00</b>	<b>\$2,700.00</b>	<b>\$2,700.00</b>	<b>\$0.00</b>
3610	Difusión por radio, televisión y otros medios de mensajes	\$5,000.00	-\$2,300.00	\$2,700.00	\$2,700.00	\$0.00	\$2,700.00	\$0.00	\$0.00	\$2,700.00	\$2,700.00	\$0.00
3611	Difusión por radio, televisión y otros medios de mensajes	\$5,000.00	-\$2,300.00	\$2,700.00	\$2,700.00	\$0.00	\$2,700.00	\$0.00	\$0.00	\$2,700.00	\$2,700.00	\$0.00
3620	Difusión por radio, televisión y otros medios de mensajes	\$5,000.00	-\$5,000.00	\$0.00	\$0.00	\$0.00	\$0.00	\$0.00	\$0.00	\$0.00	\$0.00	\$0.00
3621	Difusión por radio, televisión y otros medios de mensajes	\$5,000.00	-\$5,000.00	\$0.00	\$0.00	\$0.00	\$0.00	\$0.00	\$0.00	\$0.00	\$0.00	\$0.00
<b>3700</b>	<b>SERVICIOS DE TRASLADOS Y VIÁTICOS</b>	<b>\$111,000.00</b>	<b>\$61,244.05</b>	<b>\$172,244.05</b>	<b>\$172,244.05</b>	<b>\$0.00</b>	<b>\$172,244.05</b>	<b>\$0.00</b>	<b>\$0.00</b>	<b>\$172,244.05</b>	<b>\$172,244.05</b>	<b>\$0.00</b>
3710	Pasajes aéreos	\$0.00	\$9,173.00	\$9,173.00	\$9,173.00	\$0.00	\$9,173.00	\$0.00	\$0.00	\$9,173.00	\$9,173.00	\$0.00
3711	Pasajes aéreos nacionales	\$0.00	\$9,173.00	\$9,173.00	\$9,173.00	\$0.00	\$9,173.00	\$0.00	\$0.00	\$9,173.00	\$9,173.00	\$0.00
3720	Pasajes terrestres	\$15,000.00	\$3,976.14	\$18,976.14	\$18,976.14	\$0.00	\$18,976.14	\$0.00	\$0.00	\$18,976.14	\$18,976.14	\$0.00
3721	Pasajes terrestres nacionales	\$15,000.00	\$3,976.14	\$18,976.14	\$18,976.14	\$0.00	\$18,976.14	\$0.00	\$0.00	\$18,976.14	\$18,976.14	\$0.00
3750	Viáticos en el país	\$90,000.00	\$50,097.91	\$140,097.91	\$140,097.91	\$0.00	\$140,097.91	\$0.00	\$0.00	\$140,097.91	\$140,097.91	\$0.00
3751	Viáticos en el país	\$90,000.00	\$50,097.91	\$140,097.91	\$140,097.91	\$0.00	\$140,097.91	\$0.00	\$0.00	\$140,097.91	\$140,097.91	\$0.00
3790	Otros servicios de traslado y hospedaje	\$6,000.00	-\$2,003.00	\$3,997.00	\$3,997.00	\$0.00	\$3,997.00	\$0.00	\$0.00	\$3,997.00	\$3,997.00	\$0.00
3791	Otros servicios de traslado y hospedaje	\$6,000.00	-\$2,003.00	\$3,997.00	\$3,997.00	\$0.00	\$3,997.00	\$0.00	\$0.00	\$3,997.00	\$3,997.00	\$0.00
<b>3800</b>	<b>SERVICIOS OFICIALES</b>	<b>\$275,000.00</b>	<b>-\$175,961.00</b>	<b>\$99,039.00</b>	<b>\$99,039.00</b>	<b>\$0.00</b>	<b>\$99,039.00</b>	<b>\$0.00</b>	<b>\$0.00</b>	<b>\$99,039.00</b>	<b>\$99,039.00</b>	<b>\$0.00</b>
3820	Gastos de orden social y cultural	\$195,000.00	-\$98,981.80	\$96,018.20	\$96,018.20	\$0.00	\$96,018.20	\$0.00	\$0.00	\$96,018.20	\$96,018.20	\$0.00






Usr: Contabilidad  
Rep: rptEstadoPresupuestoEgresos\_FF

## Instituto Tecnológico Superior de Tepeaca Estado de Puebla

Estado del Ejercicio del Presupuesto de Egresos por Fuente de Financiamiento Al 31/dic./2023

Fecha y hora de Impresión | 10/ene./2024  
11:35 a. m.

Objeto del Gasto	Unidad Administrativa	Aprobado	Ampliaciones / Reducciones	Presupuesto Vigente	Comprometido	Presupuesto Disponible para Comprometer	Devengado	Comprometido o No Devengado	Presupuesto Sin Devengar	Ejercido	Pagado	Cuentas por
												Pagar Deuda
3821	Gastos de orden social	\$180,000.00	-\$83,981.80	\$96,018.20	\$96,018.20	\$0.00	\$96,018.20	\$0.00	\$0.00	\$96,018.20	\$96,018.20	\$0.00
3822	Gastos de orden cultural	\$15,000.00	-\$15,000.00	\$0.00	\$0.00	\$0.00	\$0.00	\$0.00	\$0.00	\$0.00	\$0.00	\$0.00
3830	Congresos y convenciones	\$70,000.00	-\$66,979.20	\$3,020.80	\$3,020.80	\$0.00	\$3,020.80	\$0.00	\$0.00	\$3,020.80	\$3,020.80	\$0.00
3831	Congresos y convenciones	\$70,000.00	-\$66,979.20	\$3,020.80	\$3,020.80	\$0.00	\$3,020.80	\$0.00	\$0.00	\$3,020.80	\$3,020.80	\$0.00
3850	Gastos de representación	\$10,000.00	-\$10,000.00	\$0.00	\$0.00	\$0.00	\$0.00	\$0.00	\$0.00	\$0.00	\$0.00	\$0.00
3851	Gastos de representación	\$10,000.00	-\$10,000.00	\$0.00	\$0.00	\$0.00	\$0.00	\$0.00	\$0.00	\$0.00	\$0.00	\$0.00
<b>3900</b>	<b>OTROS SERVICIOS GENERALES</b>	<b>\$400,000.00</b>	<b>-\$215,280.65</b>	<b>\$184,719.35</b>	<b>\$184,719.35</b>	<b>\$0.00</b>	<b>\$184,719.35</b>	<b>\$0.00</b>	<b>\$0.00</b>	<b>\$184,719.35</b>	<b>\$184,719.35</b>	<b>\$0.00</b>
3920	Impuestos y derechos	\$40,000.00	-\$15,845.00	\$24,155.00	\$24,155.00	\$0.00	\$24,155.00	\$0.00	\$0.00	\$24,155.00	\$24,155.00	\$0.00
3921	Otros impuestos y derechos	\$40,000.00	-\$15,845.00	\$24,155.00	\$24,155.00	\$0.00	\$24,155.00	\$0.00	\$0.00	\$24,155.00	\$24,155.00	\$0.00
3980	Impuesto sobre nóminas y otros que se deriven de una re	\$320,000.00	-\$160,547.71	\$159,452.29	\$159,452.29	\$0.00	\$159,452.29	\$0.00	\$0.00	\$159,452.29	\$159,452.29	\$0.00
3981	Impuesto sobre nóminas y otros que se deriven de una re	\$320,000.00	-\$160,547.71	\$159,452.29	\$159,452.29	\$0.00	\$159,452.29	\$0.00	\$0.00	\$159,452.29	\$159,452.29	\$0.00
3990	Otros servicios generales	\$40,000.00	-\$38,887.94	\$1,112.06	\$1,112.06	\$0.00	\$1,112.06	\$0.00	\$0.00	\$1,112.06	\$1,112.06	\$0.00
3993	Otros servicios generales	\$40,000.00	-\$38,887.94	\$1,112.06	\$1,112.06	\$0.00	\$1,112.06	\$0.00	\$0.00	\$1,112.06	\$1,112.06	\$0.00
<b>Federal 2023</b>		<b>\$23,065,656.00</b>	<b>\$192,852.80</b>	<b>\$23,258,508.80</b>	<b>\$23,221,757.90</b>	<b>\$36,750.90</b>	<b>\$23,221,757.90</b>	<b>\$0.00</b>	<b>\$36,750.90</b>	<b>\$23,221,757.90</b>	<b>\$23,182,581.43</b>	<b>\$39,176.47</b>
<b>110 Estatal Recursos Fiscales</b>												
1000	SERVICIOS PERSONALES	\$0.00	\$170,299.80	\$170,299.80	\$170,299.74	\$0.06	\$170,299.74	\$0.00	\$0.06	\$170,299.74	\$170,299.74	\$0.00
1700	PAGO DE ESTÍMULOS A SERVIDORES PÚBLICOS	\$0.00	\$170,299.80	\$170,299.80	\$170,299.74	\$0.06	\$170,299.74	\$0.00	\$0.06	\$170,299.74	\$170,299.74	\$0.00
1710	Estímulos	\$0.00	\$170,299.80	\$170,299.80	\$170,299.74	\$0.06	\$170,299.74	\$0.00	\$0.06	\$170,299.74	\$170,299.74	\$0.00
1712	Estímulos al personal operativo	\$0.00	\$170,299.80	\$170,299.80	\$170,299.74	\$0.06	\$170,299.74	\$0.00	\$0.06	\$170,299.74	\$170,299.74	\$0.00
2000	MATERIALES Y SUMINISTROS	\$0.00	\$50,000.00	\$50,000.00	\$50,000.00	\$0.00	\$50,000.00	\$0.00	\$0.00	\$50,000.00	\$50,000.00	\$0.00
2900	HERRAMIENTAS, REFACCIONES Y ACCESORIOS MEN	\$0.00	\$50,000.00	\$50,000.00	\$50,000.00	\$0.00	\$50,000.00	\$0.00	\$0.00	\$50,000.00	\$50,000.00	\$0.00
2910	Herramientas menores	\$0.00	\$50,000.00	\$50,000.00	\$50,000.00	\$0.00	\$50,000.00	\$0.00	\$0.00	\$50,000.00	\$50,000.00	\$0.00
2911	Herramientas menores	\$0.00	\$50,000.00	\$50,000.00	\$50,000.00	\$0.00	\$50,000.00	\$0.00	\$0.00	\$50,000.00	\$50,000.00	\$0.00
<b>Estatal Recursos Fiscales</b>		<b>\$0.00</b>	<b>\$220,299.80</b>	<b>\$220,299.80</b>	<b>\$220,299.74</b>	<b>\$0.06</b>	<b>\$220,299.74</b>	<b>\$0.00</b>	<b>\$0.06</b>	<b>\$220,299.74</b>	<b>\$220,299.74</b>	<b>\$0.00</b>
<b>115 Estatal 2023</b>												
1000	SERVICIOS PERSONALES	\$21,269,536.00	-\$2,284,914.73	\$18,984,621.27	\$16,612,031.76	\$2,372,589.51	\$16,612,031.76	\$0.00	\$2,372,589.51	\$16,612,031.76	\$16,569,712.52	\$42,319.24
1100	REMUNERACIONES AL PERSONAL DE CARÁCTER PE	\$13,603,228.00	-\$2,603,786.06	\$10,999,441.94	\$10,293,159.22	\$706,282.72	\$10,293,159.22	\$0.00	\$706,282.72	\$10,293,159.22	\$10,274,777.21	\$18,382.01
1130	Sueldos base al personal permanente	\$13,603,228.00	-\$2,603,786.06	\$10,999,441.94	\$10,293,159.22	\$706,282.72	\$10,293,159.22	\$0.00	\$706,282.72	\$10,293,159.22	\$10,274,777.21	\$18,382.01
1132	Sueldo base al personal de confianza	\$13,603,228.00	-\$2,603,786.06	\$10,999,441.94	\$10,293,159.22	\$706,282.72	\$10,293,159.22	\$0.00	\$706,282.72	\$10,293,159.22	\$10,274,777.21	\$18,382.01







Usr: Contabilidad  
Rep: rptEstadoPresupuestoEgresos\_FF

## Instituto Tecnológico Superior de Tepeaca Estado de Puebla

Estado del Ejercicio del Presupuesto de Egresos por Fuente de Financiamiento Al 31/dic./2023

Fecha y hora de Impresión | 10/ene./2024  
11:35 a. m.

Objeto del Gasto	Unidad Administrativa	Aprobado	Ampliaciones / (Reducciones)	Presupuesto Vigente	Comprometido	Presupuesto Disponible para Comprometer	Devengado	Comprometid o No Devengado	Presupuesto Sin Devengar	Ejercido	Pagado	Cuentas por Pagar Deuda
<b>1300</b>	<b>REMUNERACIONES ADICIONALES Y ESPECIALES</b>	<b>\$2,836,269.00</b>	<b>\$1,085,422.18</b>	<b>\$3,921,691.18</b>	<b>\$2,790,564.01</b>	<b>\$1,131,127.17</b>	<b>\$2,790,564.01</b>	<b>\$0.00</b>	<b>\$1,131,127.17</b>	<b>\$2,790,564.01</b>	<b>\$2,787,808.50</b>	<b>\$2,755.51</b>
1310	Primas por años de servicios efectivos prestados	\$496,495.00	\$385,464.58	\$881,959.58	\$512,328.66	\$369,630.92	\$512,328.66	\$0.00	\$369,630.92	\$512,328.66	\$512,024.66	\$304.00
1311	Prima quinquenal por años de servicios efectivos prestad	\$496,495.00	\$385,464.58	\$881,959.58	\$512,328.66	\$369,630.92	\$512,328.66	\$0.00	\$369,630.92	\$512,328.66	\$512,024.66	\$304.00
1320	Primas de vacaciones, dominical y gratificación de fin de	\$2,125,755.00	\$682,977.25	\$2,808,732.25	\$2,049,636.46	\$759,095.79	\$2,049,636.46	\$0.00	\$759,095.79	\$2,049,636.46	\$2,047,184.95	\$2,451.51
1321	Primas de vacaciones y dominical	\$797,158.00	\$87,839.75	\$884,997.75	\$882,377.15	\$2,620.60	\$882,377.15	\$0.00	\$2,620.60	\$882,377.15	\$881,039.95	\$1,337.20
1322	Aguinaldo o gratificación de fin de año	\$1,328,597.00	\$595,137.50	\$1,923,734.50	\$1,167,259.31	\$756,475.19	\$1,167,259.31	\$0.00	\$756,475.19	\$1,167,259.31	\$1,166,145.00	\$1,114.31
1340	Compensaciones	\$214,019.00	\$16,980.35	\$230,999.35	\$228,598.89	\$2,400.46	\$228,598.89	\$0.00	\$2,400.46	\$228,598.89	\$228,598.89	\$0.00
1343	Compensación por adquisición de material didáctico	\$214,019.00	\$16,980.35	\$230,999.35	\$228,598.89	\$2,400.46	\$228,598.89	\$0.00	\$2,400.46	\$228,598.89	\$228,598.89	\$0.00
<b>1400</b>	<b>SEGURIDAD SOCIAL</b>	<b>\$3,277,301.00</b>	<b>-\$264,185.97</b>	<b>\$3,013,115.03</b>	<b>\$2,532,873.38</b>	<b>\$480,241.65</b>	<b>\$2,532,873.38</b>	<b>\$0.00</b>	<b>\$480,241.65</b>	<b>\$2,532,873.38</b>	<b>\$2,511,691.66</b>	<b>\$21,181.72</b>
1410	Aportaciones de seguridad social	\$3,038,828.00	-\$267,830.97	\$2,770,997.03	\$2,326,983.30	\$444,013.73	\$2,326,983.30	\$0.00	\$444,013.73	\$2,326,983.30	\$2,326,983.30	\$0.00
1411	Aportaciones al Instituto de Seguridad y Servicios Sociale	\$3,038,828.00	-\$267,830.97	\$2,770,997.03	\$2,326,983.30	\$444,013.73	\$2,326,983.30	\$0.00	\$444,013.73	\$2,326,983.30	\$2,326,983.30	\$0.00
1430	Aportaciones al sistema para el retiro	\$238,473.00	\$3,645.00	\$242,118.00	\$205,890.08	\$36,227.92	\$205,890.08	\$0.00	\$36,227.92	\$205,890.08	\$184,708.36	\$21,181.72
1431	Aportaciones al sistema de ahorro para el retiro	\$238,473.00	\$3,645.00	\$242,118.00	\$205,890.08	\$36,227.92	\$205,890.08	\$0.00	\$36,227.92	\$205,890.08	\$184,708.36	\$21,181.72
<b>1500</b>	<b>OTRAS PRESTACIONES SOCIALES Y ECONÓMICAS</b>	<b>\$967,738.00</b>	<b>-\$729.88</b>	<b>\$967,008.12</b>	<b>\$942,783.56</b>	<b>\$24,224.56</b>	<b>\$942,783.56</b>	<b>\$0.00</b>	<b>\$24,224.56</b>	<b>\$942,783.56</b>	<b>\$942,783.56</b>	<b>\$0.00</b>
1540	Prestaciones contractuales	\$937,738.00	\$24,270.12	\$962,008.12	\$937,783.56	\$24,224.56	\$937,783.56	\$0.00	\$24,224.56	\$937,783.56	\$937,783.56	\$0.00
1543	Prestaciones establecidas por condiciones generales de l	\$937,738.00	\$24,270.12	\$962,008.12	\$937,783.56	\$24,224.56	\$937,783.56	\$0.00	\$24,224.56	\$937,783.56	\$937,783.56	\$0.00
1590	Otras prestaciones sociales y económicas	\$30,000.00	-\$25,000.00	\$5,000.00	\$5,000.00	\$0.00	\$5,000.00	\$0.00	\$0.00	\$5,000.00	\$5,000.00	\$0.00
1591	Otras prestaciones sociales	\$30,000.00	-\$25,000.00	\$5,000.00	\$5,000.00	\$0.00	\$5,000.00	\$0.00	\$0.00	\$5,000.00	\$5,000.00	\$0.00
<b>1700</b>	<b>PAGO DE ESTÍMULOS A SERVIDORES PÚBLICOS</b>	<b>\$585,000.00</b>	<b>-\$501,635.00</b>	<b>\$83,365.00</b>	<b>\$52,651.59</b>	<b>\$30,713.41</b>	<b>\$52,651.59</b>	<b>\$0.00</b>	<b>\$30,713.41</b>	<b>\$52,651.59</b>	<b>\$52,651.59</b>	<b>\$0.00</b>
1710	Estímulos	\$585,000.00	-\$501,635.00	\$83,365.00	\$52,651.59	\$30,713.41	\$52,651.59	\$0.00	\$30,713.41	\$52,651.59	\$52,651.59	\$0.00
1712	Estímulos al personal operativo	\$585,000.00	-\$501,635.00	\$83,365.00	\$52,651.59	\$30,713.41	\$52,651.59	\$0.00	\$30,713.41	\$52,651.59	\$52,651.59	\$0.00
<b>2000</b>	<b>MATERIALES Y SUMINISTROS</b>	<b>\$673,575.00</b>	<b>\$746,865.75</b>	<b>\$1,420,440.75</b>	<b>\$1,383,037.63</b>	<b>\$37,403.12</b>	<b>\$1,383,037.63</b>	<b>\$0.00</b>	<b>\$37,403.12</b>	<b>\$1,383,037.63</b>	<b>\$1,383,037.63</b>	<b>\$0.00</b>
<b>2100</b>	<b>MATERIALES DE ADMINISTRACIÓN, EMISIÓN DE DOC</b>	<b>\$209,979.00</b>	<b>-\$25,129.12</b>	<b>\$184,849.88</b>	<b>\$184,849.88</b>	<b>\$0.00</b>	<b>\$184,849.88</b>	<b>\$0.00</b>	<b>\$0.00</b>	<b>\$184,849.88</b>	<b>\$184,849.88</b>	<b>\$0.00</b>
2110	Materiales, útiles y equipos menores de oficina	\$62,000.00	-\$59,009.67	\$2,990.33	\$2,990.33	\$0.00	\$2,990.33	\$0.00	\$0.00	\$2,990.33	\$2,990.33	\$0.00
2111	Materiales, útiles y equipos menores de oficina	\$62,000.00	-\$59,009.67	\$2,990.33	\$2,990.33	\$0.00	\$2,990.33	\$0.00	\$0.00	\$2,990.33	\$2,990.33	\$0.00
2140	Materiales, útiles y equipos menores de tecnologías de la	\$49,995.00	\$112,271.04	\$162,266.04	\$162,266.04	\$0.00	\$162,266.04	\$0.00	\$0.00	\$162,266.04	\$162,266.04	\$0.00
2141	Materiales, útiles y equipos menores de tecnologías de la	\$49,995.00	\$112,271.04	\$162,266.04	\$162,266.04	\$0.00	\$162,266.04	\$0.00	\$0.00	\$162,266.04	\$162,266.04	\$0.00
2150	Material impreso e información digital	\$0.00	\$15,730.00	\$15,730.00	\$15,730.00	\$0.00	\$15,730.00	\$0.00	\$0.00	\$15,730.00	\$15,730.00	\$0.00
2151	Material impreso e información digital	\$0.00	\$15,730.00	\$15,730.00	\$15,730.00	\$0.00	\$15,730.00	\$0.00	\$0.00	\$15,730.00	\$15,730.00	\$0.00
2160	Material de limpieza	\$50,000.00	-\$47,927.81	\$2,072.19	\$2,072.19	\$0.00	\$2,072.19	\$0.00	\$0.00	\$2,072.19	\$2,072.19	\$0.00
2161	Material de limpieza	\$50,000.00	-\$47,927.81	\$2,072.19	\$2,072.19	\$0.00	\$2,072.19	\$0.00	\$0.00	\$2,072.19	\$2,072.19	\$0.00



GOBIERNO DEL ESTADO  
DE PUEBLA  
INSTITUTO TECNOLÓGICO  
SUPERIOR DE TEPEACA  
DIRECCIÓN



Usr: Contabilidad  
Rep: rptEstadoPresupuestoEgresos\_FF

**Instituto Tecnológico Superior de Tepeaca**  
**Estado de Puebla**  
**Estado del Ejercicio del Presupuesto de Egresos por Fuente de Financiamiento Al 31/dic./2023**

Fecha y 10/ene./2024  
hora de Impresión 11:35 a. m.

Objeto del Gasto	Unidad Administrativa	Aprobado	Ampliaciones / (Reducciones)	Presupuesto Vigente	Comprometido	Presupuesto Disponible para Comprometer	Devengado	Comprometido o No Devengado	Presupuesto Sin Devengar	Ejercido	Pagado	Cuentas por Pagar Deuda
2170	Materiales y útiles de enseñanza	\$47,984.00	-\$46,192.68	\$1,791.32	\$1,791.32	\$0.00	\$1,791.32	\$0.00	\$0.00	\$1,791.32	\$1,791.32	\$0.00
2171	Materiales y útiles de enseñanza	\$47,984.00	-\$46,192.68	\$1,791.32	\$1,791.32	\$0.00	\$1,791.32	\$0.00	\$0.00	\$1,791.32	\$1,791.32	\$0.00
<b>2200</b>	<b>ALIMENTOS Y UTENSILIOS</b>	<b>\$39,997.00</b>	<b>\$3,478.39</b>	<b>\$43,475.39</b>	<b>\$43,475.39</b>	<b>\$0.00</b>	<b>\$43,475.39</b>	<b>\$0.00</b>	<b>\$0.00</b>	<b>\$43,475.39</b>	<b>\$43,475.39</b>	<b>\$0.00</b>
2210	Productos alimenticios para personas	\$39,997.00	-\$9,629.61	\$30,367.39	\$30,367.39	\$0.00	\$30,367.39	\$0.00	\$0.00	\$30,367.39	\$30,367.39	\$0.00
2213	Productos alimenticios para el personal en las instalacion	\$39,997.00	-\$9,629.61	\$30,367.39	\$30,367.39	\$0.00	\$30,367.39	\$0.00	\$0.00	\$30,367.39	\$30,367.39	\$0.00
2230	Utensilios para el servicio de alimentación	\$0.00	\$13,108.00	\$13,108.00	\$13,108.00	\$0.00	\$13,108.00	\$0.00	\$0.00	\$13,108.00	\$13,108.00	\$0.00
2231	Utensilios para el servicio de alimentación	\$0.00	\$13,108.00	\$13,108.00	\$13,108.00	\$0.00	\$13,108.00	\$0.00	\$0.00	\$13,108.00	\$13,108.00	\$0.00
<b>2300</b>	<b>MATERIAS PRIMAS Y MATERIALES DE PRODUCCIÓN</b>	<b>\$0.00</b>	<b>\$26,265.84</b>	<b>\$26,265.84</b>	<b>\$26,265.84</b>	<b>\$0.00</b>	<b>\$26,265.84</b>	<b>\$0.00</b>	<b>\$0.00</b>	<b>\$26,265.84</b>	<b>\$26,265.84</b>	<b>\$0.00</b>
2310	Productos alimenticios, agropecuarios y forestales adquir	\$0.00	\$16,340.88	\$16,340.88	\$16,340.88	\$0.00	\$16,340.88	\$0.00	\$0.00	\$16,340.88	\$16,340.88	\$0.00
2311	Productos alimenticios, agropecuarios y forestales adquir	\$0.00	\$16,340.88	\$16,340.88	\$16,340.88	\$0.00	\$16,340.88	\$0.00	\$0.00	\$16,340.88	\$16,340.88	\$0.00
2350	Productos químicos, farmacéuticos y de laboratorio adqui	\$0.00	\$9,924.96	\$9,924.96	\$9,924.96	\$0.00	\$9,924.96	\$0.00	\$0.00	\$9,924.96	\$9,924.96	\$0.00
2351	Productos químicos, farmacéuticos y de laboratorio adqui	\$0.00	\$9,924.96	\$9,924.96	\$9,924.96	\$0.00	\$9,924.96	\$0.00	\$0.00	\$9,924.96	\$9,924.96	\$0.00
<b>2400</b>	<b>MATERIALES Y ARTÍCULOS DE CONSTRUCCIÓN Y DE</b>	<b>\$0.00</b>	<b>\$524,599.55</b>	<b>\$524,599.55</b>	<b>\$524,599.55</b>	<b>\$0.00</b>	<b>\$524,599.55</b>	<b>\$0.00</b>	<b>\$0.00</b>	<b>\$524,599.55</b>	<b>\$524,599.55</b>	<b>\$0.00</b>
2410	Productos minerales no metálicos	\$0.00	\$62,727.81	\$62,727.81	\$62,727.81	\$0.00	\$62,727.81	\$0.00	\$0.00	\$62,727.81	\$62,727.81	\$0.00
2411	Productos minerales no metálicos	\$0.00	\$62,727.81	\$62,727.81	\$62,727.81	\$0.00	\$62,727.81	\$0.00	\$0.00	\$62,727.81	\$62,727.81	\$0.00
2420	Cemento y productos de concreto	\$0.00	\$63,125.97	\$63,125.97	\$63,125.97	\$0.00	\$63,125.97	\$0.00	\$0.00	\$63,125.97	\$63,125.97	\$0.00
2421	Cemento y productos de concreto	\$0.00	\$63,125.97	\$63,125.97	\$63,125.97	\$0.00	\$63,125.97	\$0.00	\$0.00	\$63,125.97	\$63,125.97	\$0.00
2430	Cal, yeso y productos de yeso	\$0.00	\$7,034.15	\$7,034.15	\$7,034.15	\$0.00	\$7,034.15	\$0.00	\$0.00	\$7,034.15	\$7,034.15	\$0.00
2431	Cal, yeso y productos de yeso	\$0.00	\$7,034.15	\$7,034.15	\$7,034.15	\$0.00	\$7,034.15	\$0.00	\$0.00	\$7,034.15	\$7,034.15	\$0.00
2440	Madera y productos de madera	\$0.00	\$4,256.86	\$4,256.86	\$4,256.86	\$0.00	\$4,256.86	\$0.00	\$0.00	\$4,256.86	\$4,256.86	\$0.00
2441	Madera y productos de madera	\$0.00	\$4,256.86	\$4,256.86	\$4,256.86	\$0.00	\$4,256.86	\$0.00	\$0.00	\$4,256.86	\$4,256.86	\$0.00
2460	Material eléctrico y electrónico	\$0.00	\$6,917.53	\$6,917.53	\$6,917.53	\$0.00	\$6,917.53	\$0.00	\$0.00	\$6,917.53	\$6,917.53	\$0.00
2461	Material eléctrico y electrónico	\$0.00	\$6,917.53	\$6,917.53	\$6,917.53	\$0.00	\$6,917.53	\$0.00	\$0.00	\$6,917.53	\$6,917.53	\$0.00
2470	Artículos metálicos para la construcción	\$0.00	\$298,786.34	\$298,786.34	\$298,786.34	\$0.00	\$298,786.34	\$0.00	\$0.00	\$298,786.34	\$298,786.34	\$0.00
2471	Artículos metálicos para la construcción	\$0.00	\$298,786.34	\$298,786.34	\$298,786.34	\$0.00	\$298,786.34	\$0.00	\$0.00	\$298,786.34	\$298,786.34	\$0.00
2480	Materiales complementarios	\$0.00	\$78,622.89	\$78,622.89	\$78,622.89	\$0.00	\$78,622.89	\$0.00	\$0.00	\$78,622.89	\$78,622.89	\$0.00
2481	Materiales Complementarios	\$0.00	\$78,622.89	\$78,622.89	\$78,622.89	\$0.00	\$78,622.89	\$0.00	\$0.00	\$78,622.89	\$78,622.89	\$0.00
2490	Otros materiales y artículos de construcción y reparación	\$0.00	\$3,128.00	\$3,128.00	\$3,128.00	\$0.00	\$3,128.00	\$0.00	\$0.00	\$3,128.00	\$3,128.00	\$0.00
2491	Otros materiales y artículos de construcción y reparación	\$0.00	\$3,128.00	\$3,128.00	\$3,128.00	\$0.00	\$3,128.00	\$0.00	\$0.00	\$3,128.00	\$3,128.00	\$0.00
<b>2500</b>	<b>PRODUCTOS QUÍMICOS, FARMACÉUTICOS Y DE LAB</b>	<b>\$104,978.00</b>	<b>\$139,335.12</b>	<b>\$244,313.12</b>	<b>\$244,313.12</b>	<b>\$0.00</b>	<b>\$244,313.12</b>	<b>\$0.00</b>	<b>\$0.00</b>	<b>\$244,313.12</b>	<b>\$244,313.12</b>	<b>\$0.00</b>
2510	Productos químicos básicos	\$59,999.00	\$9,189.87	\$69,188.87	\$69,188.87	\$0.00	\$69,188.87	\$0.00	\$0.00	\$69,188.87	\$69,188.87	\$0.00







Usr: Contabilidad  
Rep: rptEstadoPresupuestoEgresos\_FF

## Instituto Tecnológico Superior de Tepeaca Estado de Puebla

Estado del Ejercicio del Presupuesto de Egresos por Fuente de Financiamiento Al 31/dic./2023

Fecha y hora de Impresión | 10/ene./2024  
11:35 a. m.

Objeto del Gasto	Unidad Administrativa	Aprobado	Ampliaciones / (Reducciones)	Presupuesto Vigente	Comprometido	Presupuesto Disponible para	Comprometid o No Devengado	Presupuesto Sin Devengar	Ejercido	Pagado	Cuentas por	
						Comprometer					Devengado	Pagar Deuda
2511	Productos químicos básicos	\$59,999.00	\$9,189.87	\$69,188.87	\$69,188.87	\$0.00	\$69,188.87	\$0.00	\$69,188.87	\$69,188.87	\$0.00	
2530	Medicinas y productos farmacéuticos	\$0.00	\$10,444.49	\$10,444.49	\$10,444.49	\$0.00	\$10,444.49	\$0.00	\$10,444.49	\$10,444.49	\$0.00	
2531	Medicinas y productos farmacéuticos	\$0.00	\$10,444.49	\$10,444.49	\$10,444.49	\$0.00	\$10,444.49	\$0.00	\$10,444.49	\$10,444.49	\$0.00	
2540	Materiales, accesorios y suministros médicos	\$0.00	\$10,986.35	\$10,986.35	\$10,986.35	\$0.00	\$10,986.35	\$0.00	\$10,986.35	\$10,986.35	\$0.00	
2541	Materiales, accesorios y suministros médicos	\$0.00	\$10,986.35	\$10,986.35	\$10,986.35	\$0.00	\$10,986.35	\$0.00	\$10,986.35	\$10,986.35	\$0.00	
2550	Materiales, accesorios y suministros de laboratorio	\$19,980.00	\$92,454.17	\$112,434.17	\$112,434.17	\$0.00	\$112,434.17	\$0.00	\$112,434.17	\$112,434.17	\$0.00	
2551	Materiales, accesorios y suministros de laboratorio	\$19,980.00	\$92,454.17	\$112,434.17	\$112,434.17	\$0.00	\$112,434.17	\$0.00	\$112,434.17	\$112,434.17	\$0.00	
2560	Fibras sintéticas, hules, plásticos y derivados	\$0.00	\$27,817.16	\$27,817.16	\$27,817.16	\$0.00	\$27,817.16	\$0.00	\$27,817.16	\$27,817.16	\$0.00	
2561	Fibras sintéticas, hules, plásticos y derivados	\$0.00	\$27,817.16	\$27,817.16	\$27,817.16	\$0.00	\$27,817.16	\$0.00	\$27,817.16	\$27,817.16	\$0.00	
2590	Otros productos químicos	\$24,999.00	-\$11,556.92	\$13,442.08	\$13,442.08	\$0.00	\$13,442.08	\$0.00	\$13,442.08	\$13,442.08	\$0.00	
2591	Otros productos químicos	\$24,999.00	-\$11,556.92	\$13,442.08	\$13,442.08	\$0.00	\$13,442.08	\$0.00	\$13,442.08	\$13,442.08	\$0.00	
2600	<b>COMBUSTIBLES, LUBRICANTES Y ADITIVOS</b>	<b>\$249,986.00</b>	<b>\$34,922.00</b>	<b>\$284,908.00</b>	<b>\$247,504.88</b>	<b>\$37,403.12</b>	<b>\$247,504.88</b>	<b>\$0.00</b>	<b>\$37,403.12</b>	<b>\$247,504.88</b>	<b>\$247,504.88</b>	<b>\$0.00</b>
2610	Combustibles, lubricantes y aditivos	\$249,986.00	\$34,922.00	\$284,908.00	\$247,504.88	\$37,403.12	\$247,504.88	\$0.00	\$37,403.12	\$247,504.88	\$247,504.88	\$0.00
2612	Combustibles, lubricantes y aditivos para vehículos destir	\$249,986.00	\$34,922.00	\$284,908.00	\$247,504.88	\$37,403.12	\$247,504.88	\$0.00	\$37,403.12	\$247,504.88	\$247,504.88	\$0.00
2700	<b>VESTUARIO, BLANCOS, PRENDAS DE PROTECCIÓN Y</b>	<b>\$0.00</b>	<b>\$4,738.11</b>	<b>\$4,738.11</b>	<b>\$4,738.11</b>	<b>\$0.00</b>	<b>\$4,738.11</b>	<b>\$0.00</b>	<b>\$0.00</b>	<b>\$4,738.11</b>	<b>\$4,738.11</b>	<b>\$0.00</b>
2720	Prendas de seguridad y protección personal	\$0.00	\$4,738.11	\$4,738.11	\$4,738.11	\$0.00	\$4,738.11	\$0.00	\$4,738.11	\$4,738.11	\$0.00	
2721	Prendas de seguridad y protección personal	\$0.00	\$4,738.11	\$4,738.11	\$4,738.11	\$0.00	\$4,738.11	\$0.00	\$4,738.11	\$4,738.11	\$0.00	
2900	<b>HERRAMIENTAS, REFACCIONES Y ACCESORIOS MEN</b>	<b>\$68,635.00</b>	<b>\$38,655.86</b>	<b>\$107,290.86</b>	<b>\$107,290.86</b>	<b>\$0.00</b>	<b>\$107,290.86</b>	<b>\$0.00</b>	<b>\$0.00</b>	<b>\$107,290.86</b>	<b>\$107,290.86</b>	<b>\$0.00</b>
2910	Herramientas menores	\$58.00	\$19,367.10	\$19,425.10	\$19,425.10	\$0.00	\$19,425.10	\$0.00	\$0.00	\$19,425.10	\$19,425.10	\$0.00
2911	Herramientas menores	\$58.00	\$19,367.10	\$19,425.10	\$19,425.10	\$0.00	\$19,425.10	\$0.00	\$0.00	\$19,425.10	\$19,425.10	\$0.00
2920	Refacciones y accesorios menores de edificios	\$0.00	\$935.84	\$935.84	\$935.84	\$0.00	\$935.84	\$0.00	\$0.00	\$935.84	\$935.84	\$0.00
2921	Refacciones y accesorios menores de edificios	\$0.00	\$935.84	\$935.84	\$935.84	\$0.00	\$935.84	\$0.00	\$0.00	\$935.84	\$935.84	\$0.00
2940	Refacciones y accesorios menores de equipo de comput	\$68,577.00	-\$59,076.21	\$9,500.79	\$9,500.79	\$0.00	\$9,500.79	\$0.00	\$0.00	\$9,500.79	\$9,500.79	\$0.00
2941	Refacciones y accesorios menores para equipo de comp	\$68,577.00	-\$59,076.21	\$9,500.79	\$9,500.79	\$0.00	\$9,500.79	\$0.00	\$0.00	\$9,500.79	\$9,500.79	\$0.00
2960	Refacciones y accesorios menores de equipo de transpor	\$0.00	\$76,449.21	\$76,449.21	\$76,449.21	\$0.00	\$76,449.21	\$0.00	\$0.00	\$76,449.21	\$76,449.21	\$0.00
2961	Refacciones y accesorios menores de equipo de transpor	\$0.00	\$76,449.21	\$76,449.21	\$76,449.21	\$0.00	\$76,449.21	\$0.00	\$0.00	\$76,449.21	\$76,449.21	\$0.00
2990	Refacciones y accesorios menores otros bienes muebles	\$0.00	\$979.92	\$979.92	\$979.92	\$0.00	\$979.92	\$0.00	\$0.00	\$979.92	\$979.92	\$0.00
2991	Refacciones y accesorios menores de otros bienes mueb	\$0.00	\$979.92	\$979.92	\$979.92	\$0.00	\$979.92	\$0.00	\$0.00	\$979.92	\$979.92	\$0.00
3000	<b>SERVICIOS GENERALES</b>	<b>\$1,122,545.00</b>	<b>\$1,510,601.98</b>	<b>\$2,633,146.98</b>	<b>\$2,631,845.35</b>	<b>\$1,301.63</b>	<b>\$2,631,845.35</b>	<b>\$0.00</b>	<b>\$1,301.63</b>	<b>\$2,631,845.35</b>	<b>\$2,459,235.88</b>	<b>\$172,609.47</b>
3100	<b>SERVICIOS BÁSICOS</b>	<b>\$157,124.00</b>	<b>\$325,627.82</b>	<b>\$482,751.82</b>	<b>\$482,751.82</b>	<b>\$0.00</b>	<b>\$482,751.82</b>	<b>\$0.00</b>	<b>\$0.00</b>	<b>\$482,751.82</b>	<b>\$482,751.82</b>	<b>\$0.00</b>
3110	Energía eléctrica	\$53,000.00	\$79,566.00	\$132,566.00	\$132,566.00	\$0.00	\$132,566.00	\$0.00	\$0.00	\$132,566.00	\$132,566.00	\$0.00

GOBIERNO DEL ESTADO  
DE PUEBLA  
INSTITUTO TECNOLÓGICO  
SUPERIOR DE TEPEACA  
DIRECCIÓN



Usr: Contabilidad  
Rep: rptEstadoPresupuestoEgresos\_FF

## Instituto Tecnológico Superior de Tepeaca Estado de Puebla

Estado del Ejercicio del Presupuesto de Egresos por Fuente de Financiamiento Al 31/dic./2023

Fecha y hora de Impresión | 10/ene./2024  
11:35 a. m.

Unidad Administrativa											
Objeto del Gasto	Aprobado	Ampliaciones / (Reducciones)	Presupuesto Vigente	Comprometido	Presupuesto Disponible para Comprometer	Devengado	Comprometid o No Devengado	Presupuesto Sin Devengar	Ejercido	Pagado	Cuentas por Pagar Deuda
3111 Servicio de energía eléctrica	\$53,000.00	\$79,566.00	\$132,566.00	\$132,566.00	\$0.00	\$132,566.00	\$0.00	\$0.00	\$132,566.00	\$132,566.00	\$0.00
3120 Gas	\$15,000.00	\$10,680.64	\$25,680.64	\$25,680.64	\$0.00	\$25,680.64	\$0.00	\$0.00	\$25,680.64	\$25,680.64	\$0.00
3121 Servicio de gas	\$15,000.00	\$10,680.64	\$25,680.64	\$25,680.64	\$0.00	\$25,680.64	\$0.00	\$0.00	\$25,680.64	\$25,680.64	\$0.00
3130 Agua	\$10,000.00	\$91,247.18	\$101,247.18	\$101,247.18	\$0.00	\$101,247.18	\$0.00	\$0.00	\$101,247.18	\$101,247.18	\$0.00
3131 Servicio de agua	\$10,000.00	-\$10,000.00	\$0.00	\$0.00	\$0.00	\$0.00	\$0.00	\$0.00	\$0.00	\$0.00	\$0.00
3133 Servicio de agua en situaciones de emergencia	\$0.00	\$101,247.18	\$101,247.18	\$101,247.18	\$0.00	\$101,247.18	\$0.00	\$0.00	\$101,247.18	\$101,247.18	\$0.00
3140 Telefonía tradicional	\$7,200.00	\$678.00	\$7,878.00	\$7,878.00	\$0.00	\$7,878.00	\$0.00	\$0.00	\$7,878.00	\$7,878.00	\$0.00
3141 Servicio telefónico convencional	\$7,200.00	\$678.00	\$7,878.00	\$7,878.00	\$0.00	\$7,878.00	\$0.00	\$0.00	\$7,878.00	\$7,878.00	\$0.00
3170 Servicios de acceso de Internet, redes y procesamiento d	\$71,924.00	\$143,456.00	\$215,380.00	\$215,380.00	\$0.00	\$215,380.00	\$0.00	\$0.00	\$215,380.00	\$215,380.00	\$0.00
3171 Servicios de acceso de internet	\$71,924.00	\$70,756.00	\$142,680.00	\$142,680.00	\$0.00	\$142,680.00	\$0.00	\$0.00	\$142,680.00	\$142,680.00	\$0.00
3172 Servicios de redes y procesamiento de información	\$0.00	\$72,700.00	\$72,700.00	\$72,700.00	\$0.00	\$72,700.00	\$0.00	\$0.00	\$72,700.00	\$72,700.00	\$0.00
<b>3200 SERVICIOS DE ARRENDAMIENTO</b>	<b>\$93,600.00</b>	<b>-\$5,248.32</b>	<b>\$88,351.68</b>	<b>\$88,351.68</b>	<b>\$0.00</b>	<b>\$88,351.68</b>	<b>\$0.00</b>	<b>\$0.00</b>	<b>\$88,351.68</b>	<b>\$88,351.68</b>	<b>\$0.00</b>
3230 Arrendamiento de mobiliario y equipo de administración, i	\$93,600.00	-\$37,920.00	\$55,680.00	\$55,680.00	\$0.00	\$55,680.00	\$0.00	\$0.00	\$55,680.00	\$55,680.00	\$0.00
3232 Arrendamiento de equipo y bienes informáticos	\$93,600.00	-\$37,920.00	\$55,680.00	\$55,680.00	\$0.00	\$55,680.00	\$0.00	\$0.00	\$55,680.00	\$55,680.00	\$0.00
3270 Arrendamiento de activos intangibles	\$0.00	\$32,671.68	\$32,671.68	\$32,671.68	\$0.00	\$32,671.68	\$0.00	\$0.00	\$32,671.68	\$32,671.68	\$0.00
3271 Derechos de autor, patentes, regalías y otros	\$0.00	\$32,671.68	\$32,671.68	\$32,671.68	\$0.00	\$32,671.68	\$0.00	\$0.00	\$32,671.68	\$32,671.68	\$0.00
<b>3300 SERVICIOS PROFESIONALES, CIENTÍFICOS, TÉCNICO</b>	<b>\$757,000.00</b>	<b>\$730,123.59</b>	<b>\$1,487,123.59</b>	<b>\$1,487,123.59</b>	<b>\$0.00</b>	<b>\$1,487,123.59</b>	<b>\$0.00</b>	<b>\$0.00</b>	<b>\$1,487,123.59</b>	<b>\$1,487,123.59</b>	<b>\$0.00</b>
3310 Servicios legales, de contabilidad, auditoría y relacionado	\$202,000.00	-\$32,072.52	\$169,927.48	\$169,927.48	\$0.00	\$169,927.48	\$0.00	\$0.00	\$169,927.48	\$169,927.48	\$0.00
3311 Servicios relacionados con procedimientos jurisdiccionales	\$137,000.00	-\$96,642.52	\$40,357.48	\$40,357.48	\$0.00	\$40,357.48	\$0.00	\$0.00	\$40,357.48	\$40,357.48	\$0.00
3312 Otros Servicios para la operación de programas	\$65,000.00	\$64,570.00	\$129,570.00	\$129,570.00	\$0.00	\$129,570.00	\$0.00	\$0.00	\$129,570.00	\$129,570.00	\$0.00
3330 Servicios de consultoría administrativa, procesos, técnica	\$0.00	\$239,972.48	\$239,972.48	\$239,972.48	\$0.00	\$239,972.48	\$0.00	\$0.00	\$239,972.48	\$239,972.48	\$0.00
3333 Servicios relacionados con certificación de procesos	\$0.00	\$239,972.48	\$239,972.48	\$239,972.48	\$0.00	\$239,972.48	\$0.00	\$0.00	\$239,972.48	\$239,972.48	\$0.00
3340 Servicios de capacitación	\$80,000.00	-\$80,000.00	\$0.00	\$0.00	\$0.00	\$0.00	\$0.00	\$0.00	\$0.00	\$0.00	\$0.00
3341 Capacitación institucional	\$80,000.00	-\$80,000.00	\$0.00	\$0.00	\$0.00	\$0.00	\$0.00	\$0.00	\$0.00	\$0.00	\$0.00
3360 Servicios de apoyo administrativo, traducción, fotocopiado	\$0.00	\$82,723.63	\$82,723.63	\$82,723.63	\$0.00	\$82,723.63	\$0.00	\$0.00	\$82,723.63	\$82,723.63	\$0.00
3362 Servicios de apoyo administrativo	\$0.00	\$10,477.38	\$10,477.38	\$10,477.38	\$0.00	\$10,477.38	\$0.00	\$0.00	\$10,477.38	\$10,477.38	\$0.00
3364 Servicios de impresión de material informativo derivado d	\$0.00	\$72,246.25	\$72,246.25	\$72,246.25	\$0.00	\$72,246.25	\$0.00	\$0.00	\$72,246.25	\$72,246.25	\$0.00
3380 Servicios de vigilancia	\$475,000.00	\$519,500.00	\$994,500.00	\$994,500.00	\$0.00	\$994,500.00	\$0.00	\$0.00	\$994,500.00	\$994,500.00	\$0.00
3381 Servicios de vigilancia	\$475,000.00	\$519,500.00	\$994,500.00	\$994,500.00	\$0.00	\$994,500.00	\$0.00	\$0.00	\$994,500.00	\$994,500.00	\$0.00
<b>3400 SERVICIOS FINANCIEROS, BANCARIOS Y COMERCIA</b>	<b>\$40,421.00</b>	<b>\$51,642.67</b>	<b>\$92,063.67</b>	<b>\$90,762.04</b>	<b>\$1,301.63</b>	<b>\$90,762.04</b>	<b>\$0.00</b>	<b>\$1,301.63</b>	<b>\$90,762.04</b>	<b>\$90,762.04</b>	<b>\$0.00</b>
3490 Servicios financieros, bancarios y comerciales integrales	\$40,421.00	\$51,642.67	\$92,063.67	\$90,762.04	\$1,301.63	\$90,762.04	\$0.00	\$1,301.63	\$90,762.04	\$90,762.04	\$0.00







Usr: Contabilidad  
Rep: rptEstadoPresupuestoEgresos\_FF

## Instituto Tecnológico Superior de Tepeaca Estado de Puebla

Estado del Ejercicio del Presupuesto de Egresos por Fuente de Financiamiento Al 31/dic./2023

Fecha y hora de Impresión | 10/ene./2024 | 11:35 a. m.

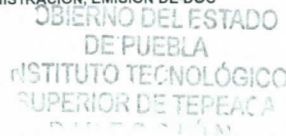
Unidad Administrativa											Cuentas por Pagar Deuda	
Objeto del Gasto	Aprobado	Ampliaciones / (Reducciones)	Presupuesto Vigente	Comprometido	Presupuesto Disponible para Comprometer	Devengado	Comprometido o No Devengado	Presupuesto Sin Devengar	Ejercido	Pagado		
3491 Servicios financieros, bancarios y comerciales integrales	\$40,421.00	\$51,642.67	\$92,063.67	\$90,762.04	\$1,301.63	\$90,762.04	\$0.00	\$1,301.63	\$90,762.04	\$90,762.04	\$0.00	
<b>3500 SERVICIOS DE INSTALACIÓN, REPARACIÓN, MANTEN</b>	<b>\$74,400.00</b>	<b>\$170,061.28</b>	<b>\$244,461.28</b>	<b>\$244,461.28</b>	<b>\$0.00</b>	<b>\$244,461.28</b>	<b>\$0.00</b>	<b>\$0.00</b>	<b>\$244,461.28</b>	<b>\$244,461.28</b>	<b>\$0.00</b>	
3510 Conservación y mantenimiento menor de inmuebles	\$74,400.00	\$81,020.83	\$155,420.83	\$155,420.83	\$0.00	\$155,420.83	\$0.00	\$0.00	\$155,420.83	\$155,420.83	\$0.00	
3511 Mantenimiento y conservación menor de inmuebles para	\$74,400.00	-\$74,400.00	\$0.00	\$0.00	\$0.00	\$0.00	\$0.00	\$0.00	\$0.00	\$0.00	\$0.00	
3512 Mantenimiento y conservación menor de inmuebles para	\$0.00	\$155,420.83	\$155,420.83	\$155,420.83	\$0.00	\$155,420.83	\$0.00	\$0.00	\$155,420.83	\$155,420.83	\$0.00	
3520 Instalación, reparación y mantenimiento de mobiliario y e	\$0.00	\$11,151.16	\$11,151.16	\$11,151.16	\$0.00	\$11,151.16	\$0.00	\$0.00	\$11,151.16	\$11,151.16	\$0.00	
3521 Mantenimiento y conservación de mobiliario y equipo de	\$0.00	\$11,151.16	\$11,151.16	\$11,151.16	\$0.00	\$11,151.16	\$0.00	\$0.00	\$11,151.16	\$11,151.16	\$0.00	
3550 Reparación y mantenimiento de equipo de transporte	\$0.00	\$45,489.28	\$45,489.28	\$45,489.28	\$0.00	\$45,489.28	\$0.00	\$0.00	\$45,489.28	\$45,489.28	\$0.00	
3551 Mantenimiento y conservación de vehículos terrestres, aé	\$0.00	\$45,489.28	\$45,489.28	\$45,489.28	\$0.00	\$45,489.28	\$0.00	\$0.00	\$45,489.28	\$45,489.28	\$0.00	
3570 Instalación, reparación y mantenimiento de maquinaria, o	\$0.00	\$15,000.01	\$15,000.01	\$15,000.01	\$0.00	\$15,000.01	\$0.00	\$0.00	\$15,000.01	\$15,000.01	\$0.00	
3571 Instalación, reparación y mantenimiento de maquinaria y	\$0.00	\$15,000.01	\$15,000.01	\$15,000.01	\$0.00	\$15,000.01	\$0.00	\$0.00	\$15,000.01	\$15,000.01	\$0.00	
3590 Servicios de jardinería y fumigación	\$0.00	\$17,400.00	\$17,400.00	\$17,400.00	\$0.00	\$17,400.00	\$0.00	\$0.00	\$17,400.00	\$17,400.00	\$0.00	
3591 Servicios de jardinería y fumigación	\$0.00	\$17,400.00	\$17,400.00	\$17,400.00	\$0.00	\$17,400.00	\$0.00	\$0.00	\$17,400.00	\$17,400.00	\$0.00	
<b>3900 OTROS SERVICIOS GENERALES</b>	<b>\$0.00</b>	<b>\$238,394.94</b>	<b>\$238,394.94</b>	<b>\$238,394.94</b>	<b>\$0.00</b>	<b>\$238,394.94</b>	<b>\$0.00</b>	<b>\$0.00</b>	<b>\$238,394.94</b>	<b>\$65,785.47</b>	<b>\$172,609.47</b>	
3980 Impuesto sobre nóminas y otros que se deriven de una re	\$0.00	\$238,394.94	\$238,394.94	\$238,394.94	\$0.00	\$238,394.94	\$0.00	\$0.00	\$238,394.94	\$65,785.47	\$172,609.47	
3981 Impuesto sobre nóminas y otros que se deriven de una re	\$0.00	\$238,394.94	\$238,394.94	\$238,394.94	\$0.00	\$238,394.94	\$0.00	\$0.00	\$238,394.94	\$65,785.47	\$172,609.47	
<b>Estatal 2023</b>	<b>\$23,065,656.00</b>	<b>-\$27,447.00</b>	<b>\$23,038,209.00</b>	<b>\$20,626,914.74</b>	<b>\$2,411,294.26</b>	<b>\$20,626,914.74</b>	<b>\$0.00</b>	<b>\$2,411,294.26</b>	<b>\$20,626,914.74</b>	<b>\$20,411,986.03</b>	<b>\$214,928.71</b>	

### 902 Remanente Captacion de Derechos 2022

2000 MATERIALES Y SUMINISTROS	\$0.00	\$32,680.49	\$32,680.49	\$32,680.49	\$0.00	\$32,680.49	\$0.00	\$0.00	\$32,680.49	\$32,680.49	\$0.00	
2700 VESTUARIO, BLANCOS, PRENDAS DE PROTECCIÓN Y	\$0.00	\$21,855.00	\$21,855.00	\$21,855.00	\$0.00	\$21,855.00	\$0.00	\$0.00	\$21,855.00	\$21,855.00	\$0.00	
2720 Prendas de seguridad y protección personal	\$0.00	\$21,855.00	\$21,855.00	\$21,855.00	\$0.00	\$21,855.00	\$0.00	\$0.00	\$21,855.00	\$21,855.00	\$0.00	
2721 Prendas de seguridad y protección personal	\$0.00	\$21,855.00	\$21,855.00	\$21,855.00	\$0.00	\$21,855.00	\$0.00	\$0.00	\$21,855.00	\$21,855.00	\$0.00	
2900 HERRAMIENTAS, REFACCIONES Y ACCESORIOS MEN	\$0.00	\$10,825.49	\$10,825.49	\$10,825.49	\$0.00	\$10,825.49	\$0.00	\$0.00	\$10,825.49	\$10,825.49	\$0.00	
2940 Refacciones y accesorios menores de equipo de cómputo	\$0.00	\$10,825.49	\$10,825.49	\$10,825.49	\$0.00	\$10,825.49	\$0.00	\$0.00	\$10,825.49	\$10,825.49	\$0.00	
2941 Refacciones y accesorios menores para equipo de comp	\$0.00	\$10,825.49	\$10,825.49	\$10,825.49	\$0.00	\$10,825.49	\$0.00	\$0.00	\$10,825.49	\$10,825.49	\$0.00	
<b>Remanente Captacion de Derechos 20</b>	<b>\$0.00</b>	<b>\$32,680.49</b>	<b>\$32,680.49</b>	<b>\$32,680.49</b>	<b>\$0.00</b>	<b>\$32,680.49</b>	<b>\$0.00</b>	<b>\$0.00</b>	<b>\$32,680.49</b>	<b>\$32,680.49</b>	<b>\$0.00</b>	

### 903 Captacion de Derechos 2023

2000 MATERIALES Y SUMINISTROS	\$130,504.00	\$712,410.21	\$842,914.21	\$842,914.21	\$0.00	\$842,914.21	\$0.00	\$0.00	\$842,914.21	\$842,914.21	\$0.00	
2100 MATERIALES DE ADMINISTRACIÓN, EMISIÓN DE DOC	\$0.00	\$220,994.54	\$220,994.54	\$220,994.54	\$0.00	\$220,994.54	\$0.00	\$0.00	\$220,994.54	\$220,994.54	\$0.00	






Usr: Contabilidad  
Rep: rptEstadoPresupuestoEgresos\_FF

**Instituto Tecnológico Superior de Tepeaca**  
**Estado de Puebla**  
**Estado del Ejercicio del Presupuesto de Egresos por Fuente de Financiamiento Al 31/dic./2023**

Fecha y 10/ene./2024  
hora de Impresión 11:35 a. m.

Objeto del Gasto	Unidad Administrativa	Aprobado	Ampliaciones / (Reducciones)	Presupuesto Vigente	Comprometido	Presupuesto Disponible para Comprometer	Devengado	Comprometido o No Devengado	Presupuesto Sin Devengar	Ejercido	Pagado	Cuentas por
												Pagar Deuda
2110	Materiales, útiles y equipos menores de oficina	\$0.00	\$129,082.06	\$129,082.06	\$129,082.06	\$0.00	\$129,082.06	\$0.00	\$0.00	\$129,082.06	\$129,082.06	\$0.00
2111	Materiales, útiles y equipos menores de oficina	\$0.00	\$129,082.06	\$129,082.06	\$129,082.06	\$0.00	\$129,082.06	\$0.00	\$0.00	\$129,082.06	\$129,082.06	\$0.00
2140	Materiales, útiles y equipos menores de tecnologías de la	\$0.00	\$11,847.54	\$11,847.54	\$11,847.54	\$0.00	\$11,847.54	\$0.00	\$0.00	\$11,847.54	\$11,847.54	\$0.00
2141	Materiales, útiles y equipos menores de tecnologías de la	\$0.00	\$11,847.54	\$11,847.54	\$11,847.54	\$0.00	\$11,847.54	\$0.00	\$0.00	\$11,847.54	\$11,847.54	\$0.00
2160	Material de limpieza	\$0.00	\$80,064.94	\$80,064.94	\$80,064.94	\$0.00	\$80,064.94	\$0.00	\$0.00	\$80,064.94	\$80,064.94	\$0.00
2161	Material de limpieza	\$0.00	\$80,064.94	\$80,064.94	\$80,064.94	\$0.00	\$80,064.94	\$0.00	\$0.00	\$80,064.94	\$80,064.94	\$0.00
<b>2200</b>	<b>ALIMENTOS Y UTENSILIOS</b>	<b>\$0.00</b>	<b>\$77,857.46</b>	<b>\$77,857.46</b>	<b>\$77,857.46</b>	<b>\$0.00</b>	<b>\$77,857.46</b>	<b>\$0.00</b>	<b>\$0.00</b>	<b>\$77,857.46</b>	<b>\$77,857.46</b>	<b>\$0.00</b>
2230	Utensilios para el servicio de alimentación	\$0.00	\$77,857.46	\$77,857.46	\$77,857.46	\$0.00	\$77,857.46	\$0.00	\$0.00	\$77,857.46	\$77,857.46	\$0.00
2231	Utensilios para el servicio de alimentación	\$0.00	\$77,857.46	\$77,857.46	\$77,857.46	\$0.00	\$77,857.46	\$0.00	\$0.00	\$77,857.46	\$77,857.46	\$0.00
<b>2400</b>	<b>MATERIALES Y ARTÍCULOS DE CONSTRUCCIÓN Y DE</b>	<b>\$0.00</b>	<b>\$231,482.82</b>	<b>\$231,482.82</b>	<b>\$231,482.82</b>	<b>\$0.00</b>	<b>\$231,482.82</b>	<b>\$0.00</b>	<b>\$0.00</b>	<b>\$231,482.82</b>	<b>\$231,482.82</b>	<b>\$0.00</b>
2410	Productos minerales no metálicos	\$0.00	\$16,920.00	\$16,920.00	\$16,920.00	\$0.00	\$16,920.00	\$0.00	\$0.00	\$16,920.00	\$16,920.00	\$0.00
2411	Productos minerales no metálicos	\$0.00	\$16,920.00	\$16,920.00	\$16,920.00	\$0.00	\$16,920.00	\$0.00	\$0.00	\$16,920.00	\$16,920.00	\$0.00
2420	Cemento y productos de concreto	\$0.00	\$3,940.00	\$3,940.00	\$3,940.00	\$0.00	\$3,940.00	\$0.00	\$0.00	\$3,940.00	\$3,940.00	\$0.00
2421	Cemento y productos de concreto	\$0.00	\$3,940.00	\$3,940.00	\$3,940.00	\$0.00	\$3,940.00	\$0.00	\$0.00	\$3,940.00	\$3,940.00	\$0.00
2440	Madera y productos de madera	\$0.00	\$24,585.00	\$24,585.00	\$24,585.00	\$0.00	\$24,585.00	\$0.00	\$0.00	\$24,585.00	\$24,585.00	\$0.00
2441	Madera y productos de madera	\$0.00	\$24,585.00	\$24,585.00	\$24,585.00	\$0.00	\$24,585.00	\$0.00	\$0.00	\$24,585.00	\$24,585.00	\$0.00
2450	Vidrio y productos de vidrio	\$0.00	\$9,843.70	\$9,843.70	\$9,843.70	\$0.00	\$9,843.70	\$0.00	\$0.00	\$9,843.70	\$9,843.70	\$0.00
2451	Vidrio y productos de vidrio	\$0.00	\$9,843.70	\$9,843.70	\$9,843.70	\$0.00	\$9,843.70	\$0.00	\$0.00	\$9,843.70	\$9,843.70	\$0.00
2460	Material eléctrico y electrónico	\$0.00	\$21,216.05	\$21,216.05	\$21,216.05	\$0.00	\$21,216.05	\$0.00	\$0.00	\$21,216.05	\$21,216.05	\$0.00
2461	Material eléctrico y electrónico	\$0.00	\$21,216.05	\$21,216.05	\$21,216.05	\$0.00	\$21,216.05	\$0.00	\$0.00	\$21,216.05	\$21,216.05	\$0.00
2470	Artículos metálicos para la construcción	\$0.00	\$116,434.25	\$116,434.25	\$116,434.25	\$0.00	\$116,434.25	\$0.00	\$0.00	\$116,434.25	\$116,434.25	\$0.00
2471	Artículos metálicos para la construcción	\$0.00	\$116,434.25	\$116,434.25	\$116,434.25	\$0.00	\$116,434.25	\$0.00	\$0.00	\$116,434.25	\$116,434.25	\$0.00
2480	Materiales complementarios	\$0.00	\$15,660.00	\$15,660.00	\$15,660.00	\$0.00	\$15,660.00	\$0.00	\$0.00	\$15,660.00	\$15,660.00	\$0.00
2481	Materiales Complementarios	\$0.00	\$15,660.00	\$15,660.00	\$15,660.00	\$0.00	\$15,660.00	\$0.00	\$0.00	\$15,660.00	\$15,660.00	\$0.00
2490	Otros materiales y artículos de construcción y reparación	\$0.00	\$22,883.82	\$22,883.82	\$22,883.82	\$0.00	\$22,883.82	\$0.00	\$0.00	\$22,883.82	\$22,883.82	\$0.00
2491	Otros materiales y artículos de construcción y reparación	\$0.00	\$22,883.82	\$22,883.82	\$22,883.82	\$0.00	\$22,883.82	\$0.00	\$0.00	\$22,883.82	\$22,883.82	\$0.00
<b>2500</b>	<b>PRODUCTOS QUÍMICOS, FARMACÉUTICOS Y DE LAB</b>	<b>\$0.00</b>	<b>\$3,663.40</b>	<b>\$3,663.40</b>	<b>\$3,663.40</b>	<b>\$0.00</b>	<b>\$3,663.40</b>	<b>\$0.00</b>	<b>\$0.00</b>	<b>\$3,663.40</b>	<b>\$3,663.40</b>	<b>\$0.00</b>
2560	Fibras sintéticas, hules, plásticos y derivados	\$0.00	\$3,663.40	\$3,663.40	\$3,663.40	\$0.00	\$3,663.40	\$0.00	\$0.00	\$3,663.40	\$3,663.40	\$0.00
2561	Fibras sintéticas, hules, plásticos y derivados	\$0.00	\$3,663.40	\$3,663.40	\$3,663.40	\$0.00	\$3,663.40	\$0.00	\$0.00	\$3,663.40	\$3,663.40	\$0.00
<b>2600</b>	<b>COMBUSTIBLES, LUBRICANTES Y ADITIVOS</b>	<b>\$0.00</b>	<b>\$6,132.23</b>	<b>\$6,132.23</b>	<b>\$6,132.23</b>	<b>\$0.00</b>	<b>\$6,132.23</b>	<b>\$0.00</b>	<b>\$0.00</b>	<b>\$6,132.23</b>	<b>\$6,132.23</b>	<b>\$0.00</b>
2610	Combustibles, lubricantes y aditivos	\$0.00	\$6,132.23	\$6,132.23	\$6,132.23	\$0.00	\$6,132.23	\$0.00	\$0.00	\$6,132.23	\$6,132.23	\$0.00







Usr: Contabilidad  
Rep: rptEstadoPresupuestoEgresos\_FF

## Instituto Tecnológico Superior de Tepeaca Estado de Puebla

Estado del Ejercicio del Presupuesto de Egresos por Fuente de Financiamiento Al 31/dic./2023

Fecha y hora de Impresión | 10/ene./2024  
11:35 a. m.

Objeto del Gasto	Unidad Administrativa	Aprobado	Ampliaciones / (Reducciones)	Presupuesto Vigente	Comprometido	Presupuesto Disponible para	Devengado	Comprometid	Presupuesto Sin Devengar	Ejercido	Pagado	Cuentas por
						Comprometer		o No Devengado				Pagar Deuda
2612	Combustibles, lubricantes y aditivos para vehículos destir	\$0.00	\$6,132.23	\$6,132.23	\$6,132.23	\$0.00	\$6,132.23	\$0.00	\$0.00	\$6,132.23	\$6,132.23	\$0.00
2700	<b>VESTUARIO, BLANCOS, PRENDAS DE PROTECCIÓN Y</b>	<b>\$39,969.00</b>	<b>\$98,584.88</b>	<b>\$138,553.88</b>	<b>\$138,553.88</b>	<b>\$0.00</b>	<b>\$138,553.88</b>	<b>\$0.00</b>	<b>\$0.00</b>	<b>\$138,553.88</b>	<b>\$138,553.88</b>	<b>\$0.00</b>
2710	Vestuario y uniformes	\$39,969.00	-\$8,109.60	\$31,859.40	\$31,859.40	\$0.00	\$31,859.40	\$0.00	\$0.00	\$31,859.40	\$31,859.40	\$0.00
2711	Vestuario y uniformes	\$39,969.00	-\$8,109.60	\$31,859.40	\$31,859.40	\$0.00	\$31,859.40	\$0.00	\$0.00	\$31,859.40	\$31,859.40	\$0.00
2720	Prendas de seguridad y protección personal	\$0.00	\$31,476.60	\$31,476.60	\$31,476.60	\$0.00	\$31,476.60	\$0.00	\$0.00	\$31,476.60	\$31,476.60	\$0.00
2721	Prendas de seguridad y protección personal	\$0.00	\$31,476.60	\$31,476.60	\$31,476.60	\$0.00	\$31,476.60	\$0.00	\$0.00	\$31,476.60	\$31,476.60	\$0.00
2730	Artículos deportivos	\$0.00	\$75,217.88	\$75,217.88	\$75,217.88	\$0.00	\$75,217.88	\$0.00	\$0.00	\$75,217.88	\$75,217.88	\$0.00
2731	Artículos deportivos	\$0.00	\$75,217.88	\$75,217.88	\$75,217.88	\$0.00	\$75,217.88	\$0.00	\$0.00	\$75,217.88	\$75,217.88	\$0.00
2900	<b>HERRAMIENTAS, REFACCIONES Y ACCESORIOS MEN</b>	<b>\$90,535.00</b>	<b>\$73,694.88</b>	<b>\$164,229.88</b>	<b>\$164,229.88</b>	<b>\$0.00</b>	<b>\$164,229.88</b>	<b>\$0.00</b>	<b>\$0.00</b>	<b>\$164,229.88</b>	<b>\$164,229.88</b>	<b>\$0.00</b>
2910	Herramientas menores	\$38.00	\$873.00	\$911.00	\$911.00	\$0.00	\$911.00	\$0.00	\$0.00	\$911.00	\$911.00	\$0.00
2911	Herramientas menores	\$38.00	\$873.00	\$911.00	\$911.00	\$0.00	\$911.00	\$0.00	\$0.00	\$911.00	\$911.00	\$0.00
2920	Refacciones y accesorios menores de edificios	\$0.00	\$15,084.00	\$15,084.00	\$15,084.00	\$0.00	\$15,084.00	\$0.00	\$0.00	\$15,084.00	\$15,084.00	\$0.00
2921	Refacciones y accesorios menores de edificios	\$0.00	\$15,084.00	\$15,084.00	\$15,084.00	\$0.00	\$15,084.00	\$0.00	\$0.00	\$15,084.00	\$15,084.00	\$0.00
2940	Refacciones y accesorios menores de equipo de cómput	\$44,998.00	\$78,433.83	\$123,431.83	\$123,431.83	\$0.00	\$123,431.83	\$0.00	\$0.00	\$123,431.83	\$123,431.83	\$0.00
2941	Refacciones y accesorios menores para equipo de cómput	\$44,998.00	\$78,433.83	\$123,431.83	\$123,431.83	\$0.00	\$123,431.83	\$0.00	\$0.00	\$123,431.83	\$123,431.83	\$0.00
2960	Refacciones y accesorios menores de equipo de transpor	\$45,499.00	-\$20,695.95	\$24,803.05	\$24,803.05	\$0.00	\$24,803.05	\$0.00	\$0.00	\$24,803.05	\$24,803.05	\$0.00
2961	Refacciones y accesorios menores de equipo de transpor	\$45,499.00	-\$20,695.95	\$24,803.05	\$24,803.05	\$0.00	\$24,803.05	\$0.00	\$0.00	\$24,803.05	\$24,803.05	\$0.00
3000	<b>SERVICIOS GENERALES</b>	<b>\$1,002,405.00</b>	<b>\$610,965.43</b>	<b>\$1,613,370.43</b>	<b>\$1,603,812.49</b>	<b>\$9,557.94</b>	<b>\$1,603,812.49</b>	<b>\$0.00</b>	<b>\$9,557.94</b>	<b>\$1,603,812.49</b>	<b>\$1,578,598.88</b>	<b>\$25,213.61</b>
3200	<b>SERVICIOS DE ARRENDAMIENTO</b>	<b>\$100,000.00</b>	<b>\$2,024.48</b>	<b>\$102,024.48</b>	<b>\$102,024.48</b>	<b>\$0.00</b>	<b>\$102,024.48</b>	<b>\$0.00</b>	<b>\$0.00</b>	<b>\$102,024.48</b>	<b>\$102,024.48</b>	<b>\$0.00</b>
3270	Arrendamiento de activos intangibles	\$100,000.00	\$2,024.48	\$102,024.48	\$102,024.48	\$0.00	\$102,024.48	\$0.00	\$0.00	\$102,024.48	\$102,024.48	\$0.00
3271	Derechos de autor, patentes, regalías y otros	\$100,000.00	\$2,024.48	\$102,024.48	\$102,024.48	\$0.00	\$102,024.48	\$0.00	\$0.00	\$102,024.48	\$102,024.48	\$0.00
3300	<b>SERVICIOS PROFESIONALES, CIENTÍFICOS, TÉCNICO</b>	<b>\$601,244.00</b>	<b>-\$444,874.00</b>	<b>\$156,370.00</b>	<b>\$156,368.00</b>	<b>\$2.00</b>	<b>\$156,368.00</b>	<b>\$0.00</b>	<b>\$2.00</b>	<b>\$156,368.00</b>	<b>\$156,368.00</b>	<b>\$0.00</b>
3330	Servicios de consultoría administrativa, procesos, técnica	\$562,252.00	-\$562,250.00	\$2.00	\$0.00	\$2.00	\$0.00	\$0.00	\$2.00	\$0.00	\$0.00	\$0.00
3333	Servicios relacionados con certificación de procesos	\$562,252.00	-\$562,250.00	\$2.00	\$0.00	\$2.00	\$0.00	\$0.00	\$2.00	\$0.00	\$0.00	\$0.00
3340	Servicios de capacitación	\$38,992.00	\$66,568.00	\$105,560.00	\$105,560.00	\$0.00	\$105,560.00	\$0.00	\$0.00	\$105,560.00	\$105,560.00	\$0.00
3341	Capacitación institucional	\$38,992.00	\$66,568.00	\$105,560.00	\$105,560.00	\$0.00	\$105,560.00	\$0.00	\$0.00	\$105,560.00	\$105,560.00	\$0.00
3360	Servicios de apoyo administrativo, traducción, fotocopiad	\$0.00	\$50,808.00	\$50,808.00	\$50,808.00	\$0.00	\$50,808.00	\$0.00	\$0.00	\$50,808.00	\$50,808.00	\$0.00
3363	Servicio de impresión de documentos y papelería oficial	\$0.00	\$50,808.00	\$50,808.00	\$50,808.00	\$0.00	\$50,808.00	\$0.00	\$0.00	\$50,808.00	\$50,808.00	\$0.00
3500	<b>SERVICIOS DE INSTALACIÓN, REPARACIÓN, MANTEN</b>	<b>\$27,186.00</b>	<b>\$530,320.64</b>	<b>\$557,506.64</b>	<b>\$557,506.64</b>	<b>\$0.00</b>	<b>\$557,506.64</b>	<b>\$0.00</b>	<b>\$0.00</b>	<b>\$557,506.64</b>	<b>\$557,506.64</b>	<b>\$0.00</b>
3510	Conservación y mantenimiento menor de inmuebles	\$0.00	\$533,441.92	\$533,441.92	\$533,441.92	\$0.00	\$533,441.92	\$0.00	\$0.00	\$533,441.92	\$533,441.92	\$0.00
3512	Mantenimiento y conservación menor de inmuebles para	\$0.00	\$533,441.92	\$533,441.92	\$533,441.92	\$0.00	\$533,441.92	\$0.00	\$0.00	\$533,441.92	\$533,441.92	\$0.00





Usr: Contabilidad  
Rep: rptEstadoPresupuestoEgresos\_FF

## Instituto Tecnológico Superior de Tepeaca Estado de Puebla

Estado del Ejercicio del Presupuesto de Egresos por Fuente de Financiamiento Al 31/dic./2023

Fecha y hora de Impresión | 10/ene./2024  
11:35 a. m.

Unidad Administrativa											Cuentas por	
Objeto del Gasto	Aprobado	Ampliaciones / (Reducciones)	Presupuesto Vigente	Comprometido	Presupuesto Disponible para Comprometer	Devengado	Comprometid o No Devengado	Presupuesto Sin Devengar	Ejercido	Pagado	Pagar	Deuda
3530 Instalación, reparación y mantenimiento de equipo de cór	\$27,186.00	-\$27,186.00	\$0.00	\$0.00	\$0.00	\$0.00	\$0.00	\$0.00	\$0.00	\$0.00	\$0.00	\$0.00
3531 Instalación, reparación y mantenimiento de equipo de cór	\$27,186.00	-\$27,186.00	\$0.00	\$0.00	\$0.00	\$0.00	\$0.00	\$0.00	\$0.00	\$0.00	\$0.00	\$0.00
3550 Reparación y mantenimiento de equipo de transporte	\$0.00	\$24,064.72	\$24,064.72	\$24,064.72	\$0.00	\$24,064.72	\$0.00	\$0.00	\$24,064.72	\$24,064.72	\$0.00	\$0.00
3551 Mantenimiento y conservación de vehículos terrestres, aé	\$0.00	\$24,064.72	\$24,064.72	\$24,064.72	\$0.00	\$24,064.72	\$0.00	\$0.00	\$24,064.72	\$24,064.72	\$0.00	\$0.00
<b>3800 SERVICIOS OFICIALES</b>	<b>\$77,983.00</b>	<b>-\$77,983.00</b>	<b>\$0.00</b>	<b>\$0.00</b>	<b>\$0.00</b>	<b>\$0.00</b>	<b>\$0.00</b>	<b>\$0.00</b>	<b>\$0.00</b>	<b>\$0.00</b>	<b>\$0.00</b>	<b>\$0.00</b>
3830 Congresos y convenciones	\$77,983.00	-\$77,983.00	\$0.00	\$0.00	\$0.00	\$0.00	\$0.00	\$0.00	\$0.00	\$0.00	\$0.00	\$0.00
3831 Congresos y convenciones	\$77,983.00	-\$77,983.00	\$0.00	\$0.00	\$0.00	\$0.00	\$0.00	\$0.00	\$0.00	\$0.00	\$0.00	\$0.00
<b>3900 OTROS SERVICIOS GENERALES</b>	<b>\$195,992.00</b>	<b>\$601,477.31</b>	<b>\$797,469.31</b>	<b>\$787,913.37</b>	<b>\$9,555.94</b>	<b>\$787,913.37</b>	<b>\$0.00</b>	<b>\$9,555.94</b>	<b>\$787,913.37</b>	<b>\$762,699.76</b>	<b>\$25,213.61</b>	<b>\$0.00</b>
3920 Impuestos y derechos	\$129,539.00	\$3,950.69	\$133,489.69	\$123,935.00	\$9,554.69	\$123,935.00	\$0.00	\$9,554.69	\$123,935.00	\$123,935.00	\$0.00	\$0.00
3921 Otros impuestos y derechos	\$129,539.00	\$3,950.69	\$133,489.69	\$123,935.00	\$9,554.69	\$123,935.00	\$0.00	\$9,554.69	\$123,935.00	\$123,935.00	\$0.00	\$0.00
3980 Impuesto sobre nóminas y otros que se deriven de una re	\$0.00	\$561,699.10	\$561,699.10	\$561,699.10	\$0.00	\$561,699.10	\$0.00	\$0.00	\$561,699.10	\$536,485.49	\$25,213.61	\$0.00
3981 Impuesto sobre nóminas y otros que se deriven de una re	\$0.00	\$561,699.10	\$561,699.10	\$561,699.10	\$0.00	\$561,699.10	\$0.00	\$0.00	\$561,699.10	\$536,485.49	\$25,213.61	\$0.00
3990 Otros servicios generales	\$66,453.00	\$35,827.52	\$102,280.52	\$102,279.27	\$1.25	\$102,279.27	\$0.00	\$1.25	\$102,279.27	\$102,279.27	\$0.00	\$0.00
3993 Otros servicios generales	\$66,453.00	\$35,827.52	\$102,280.52	\$102,279.27	\$1.25	\$102,279.27	\$0.00	\$1.25	\$102,279.27	\$102,279.27	\$0.00	\$0.00
<b>4000 TRANSFERENCIAS, ASIGNACIONES, SUBSIDIO</b>	<b>\$0.00</b>	<b>\$30,624.00</b>	<b>\$30,624.00</b>	<b>\$27,809.76</b>	<b>\$2,814.24</b>	<b>\$27,809.76</b>	<b>\$0.00</b>	<b>\$2,814.24</b>	<b>\$27,809.76</b>	<b>\$27,809.76</b>	<b>\$0.00</b>	<b>\$0.00</b>
<b>4400 AYUDAS SOCIALES</b>	<b>\$0.00</b>	<b>\$30,624.00</b>	<b>\$30,624.00</b>	<b>\$27,809.76</b>	<b>\$2,814.24</b>	<b>\$27,809.76</b>	<b>\$0.00</b>	<b>\$2,814.24</b>	<b>\$27,809.76</b>	<b>\$27,809.76</b>	<b>\$0.00</b>	<b>\$0.00</b>
4410 Ayudas sociales a personas	\$0.00	\$30,624.00	\$30,624.00	\$27,809.76	\$2,814.24	\$27,809.76	\$0.00	\$2,814.24	\$27,809.76	\$27,809.76	\$0.00	\$0.00
4417 Ayudas en materia de formación educativa y cultural	\$0.00	\$30,624.00	\$30,624.00	\$27,809.76	\$2,814.24	\$27,809.76	\$0.00	\$2,814.24	\$27,809.76	\$27,809.76	\$0.00	\$0.00
<b>5000 BIENES MUEBLES, INMUEBLES E INTANGIBLE</b>	<b>\$453,737.00</b>	<b>\$286,139.36</b>	<b>\$739,876.36</b>	<b>\$700,776.36</b>	<b>\$39,100.00</b>	<b>\$700,776.36</b>	<b>\$0.00</b>	<b>\$39,100.00</b>	<b>\$700,776.36</b>	<b>\$700,776.36</b>	<b>\$0.00</b>	<b>\$0.00</b>
<b>5100 MOBILIARIO Y EQUIPO DE ADMINISTRACIÓN</b>	<b>\$423,737.00</b>	<b>-\$423,737.00</b>	<b>\$0.00</b>	<b>\$0.00</b>	<b>\$0.00</b>	<b>\$0.00</b>	<b>\$0.00</b>	<b>\$0.00</b>	<b>\$0.00</b>	<b>\$0.00</b>	<b>\$0.00</b>	<b>\$0.00</b>
5110 Muebles de oficina y estantería	\$216,221.00	-\$216,221.00	\$0.00	\$0.00	\$0.00	\$0.00	\$0.00	\$0.00	\$0.00	\$0.00	\$0.00	\$0.00
5111 Muebles de oficina y estantería	\$216,221.00	-\$216,221.00	\$0.00	\$0.00	\$0.00	\$0.00	\$0.00	\$0.00	\$0.00	\$0.00	\$0.00	\$0.00
5150 Equipo de cómputo y de tecnologías de la información	\$207,516.00	-\$207,516.00	\$0.00	\$0.00	\$0.00	\$0.00	\$0.00	\$0.00	\$0.00	\$0.00	\$0.00	\$0.00
5151 Equipo de cómputo y de tecnología de la información	\$207,516.00	-\$207,516.00	\$0.00	\$0.00	\$0.00	\$0.00	\$0.00	\$0.00	\$0.00	\$0.00	\$0.00	\$0.00
<b>5200 MOBILIARIO Y EQUIPO EDUCACIONAL Y RECREATIVO</b>	<b>\$0.00</b>	<b>\$205,402.36</b>	<b>\$205,402.36</b>	<b>\$205,402.36</b>	<b>\$0.00</b>	<b>\$205,402.36</b>	<b>\$0.00</b>	<b>\$0.00</b>	<b>\$205,402.36</b>	<b>\$205,402.36</b>	<b>\$0.00</b>	<b>\$0.00</b>
5210 Equipos y aparatos audiovisuales	\$0.00	\$205,402.36	\$205,402.36	\$205,402.36	\$0.00	\$205,402.36	\$0.00	\$0.00	\$205,402.36	\$205,402.36	\$0.00	\$0.00
5211 Equipos y aparatos audiovisuales	\$0.00	\$205,402.36	\$205,402.36	\$205,402.36	\$0.00	\$205,402.36	\$0.00	\$0.00	\$205,402.36	\$205,402.36	\$0.00	\$0.00
<b>5400 VEHÍCULOS Y EQUIPO DE TRANSPORTE</b>	<b>\$0.00</b>	<b>\$514,000.00</b>	<b>\$514,000.00</b>	<b>\$474,900.00</b>	<b>\$39,100.00</b>	<b>\$474,900.00</b>	<b>\$0.00</b>	<b>\$39,100.00</b>	<b>\$474,900.00</b>	<b>\$474,900.00</b>	<b>\$0.00</b>	<b>\$0.00</b>
5410 Vehículos y equipo terrestre	\$0.00	\$514,000.00	\$514,000.00	\$474,900.00	\$39,100.00	\$474,900.00	\$0.00	\$39,100.00	\$474,900.00	\$474,900.00	\$0.00	\$0.00
5412 Vehículos y equipo terrestre, destinados a servicios adm	\$0.00	\$514,000.00	\$514,000.00	\$474,900.00	\$39,100.00	\$474,900.00	\$0.00	\$39,100.00	\$474,900.00	\$474,900.00	\$0.00	\$0.00
<b>5600 MAQUINARIA, OTROS EQUIPOS Y HERRAMIENTAS</b>	<b>\$30,000.00</b>	<b>-\$9,526.00</b>	<b>\$20,474.00</b>	<b>\$20,474.00</b>	<b>\$0.00</b>	<b>\$20,474.00</b>	<b>\$0.00</b>	<b>\$0.00</b>	<b>\$20,474.00</b>	<b>\$20,474.00</b>	<b>\$0.00</b>	<b>\$0.00</b>







Usr: Contabilidad  
Rep: rptEstadoPresupuestoEgresos\_FF

Instituto Tecnológico Superior de Tepeaca  
Estado de Puebla

Estado del Ejercicio del Presupuesto de Egresos por Fuente de Financiamiento Al 31/dic./2023

Fecha y hora de Impresión | 10/ene./2024  
11:35 a. m.

Unidad Administrativa	Objeto del Gasto	Aprobado	Ampliaciones / (Reducciones)	Presupuesto Vigente	Comprometido	Presupuesto Disponible para Comprometer	Devengado	Comprometido o No Devengado	Presupuesto Sin Devengar	Ejercido	Pagado	Cuentas por Pagar Deuda
5620	Maquinaria y equipo industrial	\$0.00	\$20,474.00	\$20,474.00	\$20,474.00	\$0.00	\$20,474.00	\$0.00	\$0.00	\$20,474.00	\$20,474.00	\$0.00
5621	Maquinaria y equipo industrial	\$0.00	\$20,474.00	\$20,474.00	\$20,474.00	\$0.00	\$20,474.00	\$0.00	\$0.00	\$20,474.00	\$20,474.00	\$0.00
5640	Sistemas de aire acondicionado, calefacción y de refriger	\$30,000.00	-\$30,000.00	\$0.00	\$0.00	\$0.00	\$0.00	\$0.00	\$0.00	\$0.00	\$0.00	\$0.00
5641	Sistemas de aire acondicionado, calefacción y de refriger	\$30,000.00	-\$30,000.00	\$0.00	\$0.00	\$0.00	\$0.00	\$0.00	\$0.00	\$0.00	\$0.00	\$0.00
<b>Captacion de Derechos 2023</b>		<b>\$1,586,646.00</b>	<b>\$1,640,139.00</b>	<b>\$3,226,785.00</b>	<b>\$3,175,312.82</b>	<b>\$51,472.18</b>	<b>\$3,175,312.82</b>	<b>\$0.00</b>	<b>\$51,472.18</b>	<b>\$3,175,312.82</b>	<b>\$3,150,099.21</b>	<b>\$25,213.61</b>

<b>Total Final</b>	<b>\$48,567,655.00</b>	<b>\$3,254,856.12</b>	<b>\$51,822,511.12</b>	<b>\$49,267,719.34</b>	<b>\$2,554,791.78</b>	<b>\$49,267,719.34</b>	<b>\$0.00</b>	<b>\$2,554,791.78</b>	<b>\$49,267,719.34</b>	<b>\$48,988,400.55</b>	<b>\$279,318.79</b>
--------------------	------------------------	-----------------------	------------------------	------------------------	-----------------------	------------------------	---------------	-----------------------	------------------------	------------------------	---------------------

  
 JULIÁN ALFREDO VELAZQUEZ ROMERO  
 DIRECTOR GENERAL

  
 GABRIELA CECILIA PORTES FLORES LARA  
 SUBDIRECTORA DE ADMINISTRACIÓN Y FINANZAS

  
 AURORA GONZÁLEZ CASTILLERO  
 JEFA DEPTO. DE RECURSOS FINANCIEROS Y CONTABILIDAD

  
 CAROLINA RAMÍREZ OLIVAREZ  
 DIRECTORA DE PLANEACIÓN, ADMINISTRACIÓN Y FINANZAS

  
 NORA JAQUELINE GARCÍA CARRILLO  
 SUBDIRECTORA DE PLANEACION Y EVALUACION

